

code: 202788 EAN: 5905378202788

LED line PRIME Floodlight 150W CCT 21000lm 120°

These floodlights are characterised by high luminous efficacy at the level of 140 lm/W. This means that they provide a large amount of light, with the relatively low consumption of electricity. This lowers operating costs and reduces the negative environmental impact.

High power and brightness of floodlights allows for even lighting of large areas with intense light.

IP66 protection class and high resistance to difficult external conditions enable their operation both inside and outside premises, without requiring additional servicing or maintenance.

floodlights are available in several power options:

- 30 W
- 50 W
- 100 W
- 150W
- 200 W
- 400 W
- 600 W

The size of the floodlight housing varies depending on the selected power option.

Several options of light beam angles are also available:

- 120 degrees – standard beam angle
- 90 degrees – less diffused light than in case of the standard beam angle, but still quite broad
- 60 degrees – narrow beam angle
- 30 degrees – spot lighting
- T2 and T3 – asymmetric lenses.

The application of appropriate lenses depending on the desired final effect allows to adjust the direction and distribution of light, which entails many benefits, such as:

- precise light control;
- optimised use of light;
- flexibility and versatility of use;
- reduction of reflections and shadows;
- increased efficiency of lighting.

Main features of floodlights:

- High energy efficiency - they are characterised by high energy efficiency, consume much less energy than traditional light sources.
- Longer lifespan - they are equipped with durable components such as LEDs that have a very long service life
- High quality lighting - quality of lighting characterised by even light diffusion and low levels of reflections.
- Possibility to adjust light beam angles - thanks to this, it is possible to adjust lighting to specific needs, ensuring optimal conditions in various situations
- Environmental protection - thanks to the lower consumption of energy and a longer service life, floodlights contribute to reducing CO2 emissions and relieving the burden on the environment. They are more ecological than traditional light sources, thus supporting sustainability and ecological responsibility.

The 5-year guarantee for the floodlight series simply proves that these products are designed to work in adverse weather conditions. They guarantee high quality and durability while reducing operating costs. The fixtures are equipped with a 93 cm long rubber cable H05RN-F 3x1mm².



Reliable photometric files are available based on photometric tests performed at the LED line® Light Research and Measurement Centre.

Manufacturer issues a 5-year warranty for this product.



Beam angle



LED type



Voltage range and voltage type



Ambient temperature suitable for operation

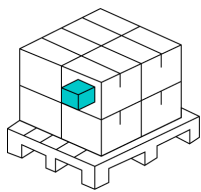


Lifespan

Parameter	Value
Luminous efficacy	140 lm/W
Power	150 W
Colour of the light	White
Energy efficiency class 2019/2015	D
Luminous flux	21000 lm
Correlated colour temperature	3000-5000 K
Colour consistency in McAdam ellipses	≤6
IP protection rating	66
Warranty (years)	5
Dimmable function	No
Survival factor	0.9
Lifetime L70B50	50 000
Weight	3,3 g
Mounting type	surface
Supply voltage range and voltage type	100-227 VAC
Frequency of the supply voltage	50/60Hz
Colour rendering index Ra	70
The lumen maintenance factor	96
Beam angle	120 °
Material (cover)	tempered glass
Material (housing)	aluminum
LED type	SMD2835
Power Factor	0,9
Number of on/off cycles	50000

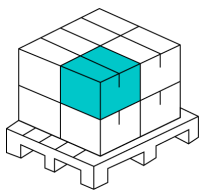
Parameter	Value
Colour consistency in McAdam ellipses	≤6
Ambient temperature suitable for operation	-40 ÷ 45 °C
IEC protection class	I
IK protection rating	08
Full box quantity	1 pc
Lamp's warm-up time to 60%	1
Length	412 mm
Width	360 mm
Height	54 mm
Product weight with packaging (g)	4500 g
EPREL ID	1 679 567
Form of the product (EPREL)	Source Out
Angle for useful luminous flux (EPREL)	Sphere 360 degrees
Is the product equipped with an integrated light source? (EPREL)	Yes
Non-directional or directional light source (EPREL)	NDLS
Is this product a light source? (EPREL)	No
Mains or non- mains light source (EPREL)	MLS
Connected light source (EPREL)	No
Colour-tuneable light source (EPREL)	No
R9 colour rendering index value (EPREL)	-35
Total luminous flux (EPREL)	22 500
On-mode power Pon (EPREL)	150
Useful luminous flux Φuse (EPREL)	22 500
Beam angle in degrees (EPREL)	120

Single packaging



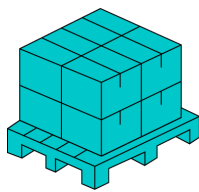
420
80
450
5,5

Bulk packaging



1

Europallet



20