

code: 203990 EAN: 5905378203990

## LED line PRIME FUSION linear lamp 20W 4000K 2600lm 60\*110° white



The FUSION luminaire series comes in power ranges from 20W to 60W with a color temperature of 4000K. The efficiency of the luminaires is 130 lm/W.

The length of the luminaire varies depending on its power. FUSION luminaires offer different beam angles, adjustable using lenses, allowing practical adaptation to any lighting arrangement. Optionally, a UGR cover can be applied to eliminate glare.

One of the main advantages of the FUSION series is the almost tool-free connection capability, using built-in connectors that come as standard. This enables a uniform, continuous light line. Using an optional angled connector allows for creating various lighting configurations of any shape, forming unique continuous light lines.

The beam angles can be adjusted using lenses to suit the user's desired lighting effect.

The luminaire is equipped as standard with a frosted PC Cover diffuser with a 120-degree beam angle. This is the most universal solution for the Fusion series, as it works well in most lighting arrangements.

### Applications of various lenses:

**P18 lens** – directs light downward and in a specific direction, enabling, for example, lighting of a communication pathway with an additional element, such as a shelf or rack. (Applications: warehouses, production halls, shops, and shopping malls).

**LR40 lens** – significantly facilitates lighting of shelves in a communication pathway on both sides of the luminaire. Elements on the sides of the luminaire are more illuminated, while the area directly below is gently lit. (Applications: shops and shopping malls, communication pathways, warehouses, and production halls).

**30x90 lens** – used for targeted lighting, enabling illumination of specific areas, such as a communication pathway or workspace. It can highlight specific surfaces. (Applications: offices and commercial spaces, shops and shopping malls, conference and lecture rooms).

**90x110 lens** – offers a beam angle similar to the 120-degree PC Cover but slightly narrower, focusing light mainly below the luminaire. (Applications: residential spaces, shops and shopping malls, offices, and commercial spaces).



Voltage range and voltage type



Lifespan



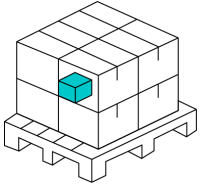
Ambient temperature suitable for operation



Parameter	Value
Luminous efficacy	130 lm/W
Power	20 W
Colour of the light	White
Energy efficiency class 2019/2015	C
Luminous flux	2600 lm
Correlated colour temperature	4000 K
Colour consistency in McAdam ellipses	≤6
Standby power	0
IP protection rating	20
Warranty (years)	5
Dimmable function	No
Survival factor	0.9
Lifetime L70B50	50 000
Mounting type	mixed
Supply voltage range and voltage type	220-240VAC
Frequency of the supply voltage	50/60Hz
Colour rendering index Ra	80
The lumen maintenance factor	96
Power Factor	0,9

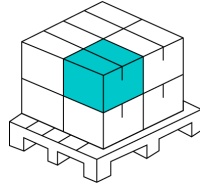
Parameter	Value
Ambient temperature suitable for operation	-20 ± 45 °C
IEC protection class	I
IK protection rating	08
Lamp's warm-up time to 60%	1
Length	586 mm
Width	70 mm
Height	52 mm
EPREL ID	1 587 242
Form of the product (EPREL)	Source Out
Angle for useful luminous flux (EPREL)	Sphere 360 degrees
Is the product equipped with an integrated light source? (EPREL)	Yes
Non-directional or directional light source (EPREL)	NDLS
Mains or non- mains light source (EPREL)	NMLS
Connected light source (EPREL)	No
Colour-tuneable light source (EPREL)	No
Total luminous flux (EPREL)	3 060
On-mode power $P_{on}$ (EPREL)	17
Useful luminous flux $\Phi_{use}$ (EPREL)	3 060
Beam angle in degrees (EPREL)	120

Single packaging



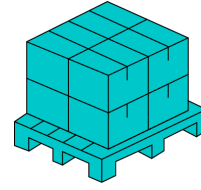
78  
57  
670  
0,953

Bulk packaging



12

Europallet



4