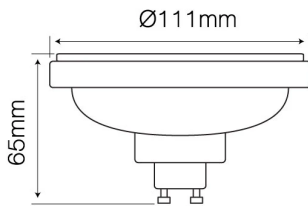


LED line® ES111 12W 2700K 1080lm 230V AC 45°



Manufacturer issues a 3-year warranty for this product.



Beam angle



Ambient temperature suitable for operation



Lifespan



Product equipped with optics focusing the beam angle of the light. The product's optics allow the beam of light to be directed to the location of user's choice.



Voltage range and voltage type

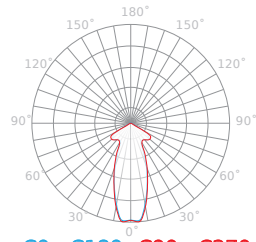


LED type

Parameter	Value
Luminous efficacy	90 lm/W
Power	12 W
Colour of the light	White
Energy efficiency class 2019/2015	G
Luminous flux	1080 lm
Correlated colour temperature	2700 K
Colour consistency in McAdam ellipses	≤6
Warranty (years)	3
Survival factor	0.9
Lifetime L70B50	55 000
Supply voltage range and voltage type	180-265 VAC
Frequency of the supply voltage	50/60Hz
Colour rendering index Ra	80

Parameter	Value
The lumen maintenance factor	96 %
Lamp's diameter	111
Beam angle	45°
LED type	SMD 2835
Lifespan	50000
Power Factor	0,5
Number of on/off cycles	50000
Colour consistency in McAdam ellipses	≤6
Ambient temperature suitable for operation	-5÷40 °C
For indoor use	Inside
Height	65 mm
Energy class	A+

Luminous [cd/klm]



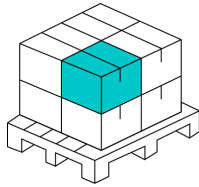
C0 - C180 C90 - C270

Single packaging



Width	125 mm
Height	85 mm
Length	125 mm
Weight	0,32 kg
	1

Bulk packaging



Outer box quantity	50 pcs.
Width	50
	270 mm
	450
Length	650 mm
Weight	9,35 kg
Volume	0,078 m ³

Europallet



Weight of a euro pallet	24
	388,8 kg
	1479
	4
	3