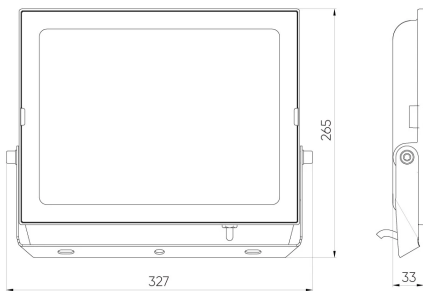


code: 203334 EAN: 5905378203334

LED line LITE Floodlight LUMINO 150W
4000K 15000lm



IP65-level protection ensures that LUMINO floodlights are completely resistant to dust, dirt and water, which guarantees reliability and versatility in a variety of weather conditions, from -20°C to +40°C. This makes the lighting effective and durable, regardless of the weather and without worrying about its performance or safety.

In addition, we offer versions of LUMINO floodlights with a PIR motion sensor, which has an IP44 rating. Thanks to the built-in sensor, the light automatically turns on only when it detects motion, which contributes to further energy savings. This feature not only provides convenience by eliminating the need to manually turn the light on and off, but also increases safety by automatically illuminating dark corners indoors and outdoors.

It is also worth noting that LUMINO floodlights come with a 3-year warranty, which further confirms their reliability and high quality. With these products, it becomes possible to enjoy effective, energy-efficient and safe lighting for many years.



Voltage range and voltage type



Ambient temperature suitable for operation



Lifespan



LED quantity



Beam angle



LED type

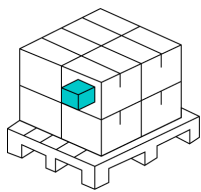


Parameter	Value
Luminous efficacy	100 lm/W
Power	150 W
Luminous flux	15000 lm
Correlated colour temperature	4000 K
Colour consistency in McAdam ellipses	≤6
IP protection rating	65
Warranty (years)	3
Dimmable function	No
Survival factor	0.9
Lifetime L70B50	25 000
Weight	1530 g
Supply voltage range and voltage type	220-240V AC
Frequency of the supply voltage	50/60Hz
Colour rendering index Ra	70
The lumen maintenance factor	96
Beam angle	110 °
Material (cover)	tempered glass
Material (housing)	DIE-CAST alu
LED type	SMD LED
LED quantity	168

Parameter	Value
Ambient temperature suitable for operation	-20 ÷ +40 °C
IEC protection class	I
IK protection rating	05
Lamp's warm-up time to 60%	1
Length	265 mm
Width	327 mm
Height	33 mm
EPREL ID	1 821 300
Date of first placement on the market	01.01.2024
Form of the product (EPREL)	Glass Out
Angle for useful luminous flux (EPREL)	Wide cone of 120 degrees
Is the product equipped with an integrated light source? (EPREL)	Yes
Non-directional or directional light source (EPREL)	DLS
Is this product a light source? (EPREL)	No
Mains or non- mains light source (EPREL)	MLS
Connected light source (EPREL)	No
Colour-tuneable light source (EPREL)	No
R9 colour rendering index value (EPREL)	-32
Total luminous flux (EPREL)	16 275

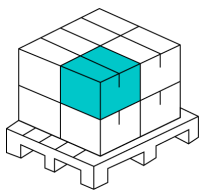
Power Factor	0,9	On-mode power Pon (EPREL)	150
Colour consistency in McAdam ellipses	≤6	Useful luminous flux Φuse (EPREL)	13 200
		Beam angle in degrees (EPREL)	120

Single packaging



332
269
39
1,53
1

Bulk packaging



4

Europallet

