


Panel Backlit 2in1 40W 4000K 4000LM
620x620 White



The BACKLIT 2in1 panel of the LED line LITE series is a universal luminaire with lighting parameters ensuring high energy efficiency and having a solid quality of workmanship. The luminaire has a backlit design, which means that the LEDs are placed at the back of the body ensuring a high and uniform luminous flux.

The use of highly efficient SMD LEDs ensures a luminous efficacy of 100 lm/W, which means that the luminaire consumes 40W of power and provides a light output of 4000 lm. The solidly constructed housing guarantees resistance to deflection and deformation. The design of the housing allows direct surface mounting without the need for additional mounting frames. The size also allows flush-mounting in the Armstrong suspended ceiling system. The guarantee is provided for a period of 2 years.



Voltage range and voltage type



Material (housing)



Beam angle



Lifespan

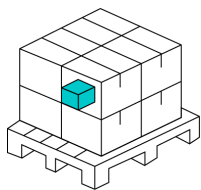


Power Factor

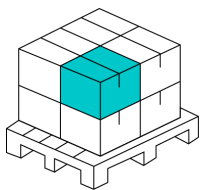
Parameter	Value
Luminous efficacy	100 lm/W
Power	40 W
Energy efficiency class 2019/2015	E
Luminous flux	4000 lm
Correlated colour temperature	4000 K
Colour consistency in McAdam ellipses	≤6
IP protection rating	20
Warranty (years)	2
Dimmable function	No
Survival factor	0.9
Lifetime L70B50	30 000
Supply voltage range and voltage type	220-240V AC
Frequency of the supply voltage	50/60Hz
Colour rendering index Ra	80
The lumen maintenance factor	96
Beam angle	120 °
Material (cover)	polystyrene
Material (housing)	Metal
Lifespan	30000

Parameter	Value
Power Factor	0,9
Colour consistency in McAdam ellipses	≤6
IEC protection class	I
IK protection rating	02
Full box quantity	1 pc
Lamp's warm-up time to 60%	1
Height	38 mm
EPREL ID	1 960 075
Form of the product (EPREL)	GlassOut
Angle for useful luminous flux (EPREL)	Sphere 360 degrees
Is the product equipped with an integrated light source? (EPREL)	Yes
Non-directional or directional light source (EPREL)	NDLS
Mains or non- mains light source (EPREL)	MLS
Connected light source (EPREL)	No
Colour-tuneable light source (EPREL)	No
Total luminous flux (EPREL)	4 800
On-mode power Pon (EPREL)	40
Useful luminous flux Φuse (EPREL)	4 800
Beam angle in degrees (EPREL)	120

Single packaging



Bulk packaging



Europallet

