

Code: 2038640

EAN:

Frame for panels 60x60 - 65mm

The 60x60 LED panel frame with a height of 65 mm is an ideal solution for demanding users who value aesthetics and functionality. Made of high quality steel, it ensures durability and resistance to damage. Its precise dimensions allow easy and reliable installation of LED panels. It provides stable support and excellent insulation, which affects the safety of use.



Technical data

Parameter	Value
Length	600
Width	600

Parameter	Value
Height	65
Weight	1124

Code: 2038640

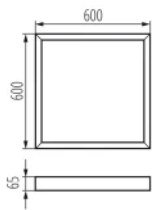
EAN:

Frame for panels 60x60 - 65mm

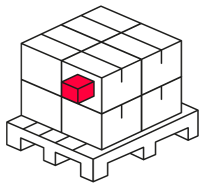
Technical drawing

Light distribution

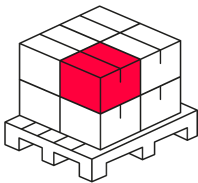
Additional product photos



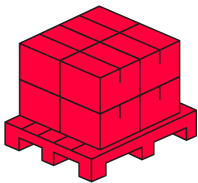
Logistics data



Single packaging



Bulk packaging



Europallet

Quantity

---

Code: 2038640

EAN:

**Frame for panels 60x60 - 65mm**

---

**Example application**