

LED line LITE

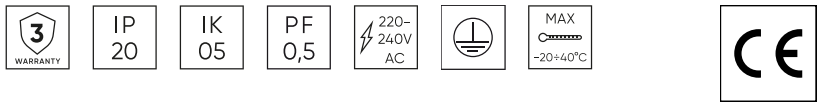
Code: 201026

EAN: 5905378201026

Downlight MOLLY 24W 2550lm 4000K
round with motion sensor LITE



LED line LITE Downlight MOLLY 24W is a perfect combination of modernity and functionality. It emits a powerful light stream of 2550 lm in a neutral colour of 4000 K, guaranteeing high lighting quality with Ra >80 indicator, which provides natural color reproduction. The device has a microwave motion sensor with a range of up to 8 m and a dusk sensitivity of 15 lux.



Technical data

Parameter	Value	Parameter	Value
Energy efficiency class 2019/2015	D	Frequency of the supply voltage	50/60Hz
Warranty	3	Fixture's diameter	220 mm
Power	• 24 W	Beam angle	110
Voltage	• 170-260 V AC	LED type	SMD LED 2835
Correlated colour temperature	• 4000 K	LED quantity	120
Colour of the light	White	Power Factor	0,5
Colour rendering index Ra	80	Number of on/off cycles	20000
IP protection rating	IP20	Ambient temperature suitable for operation	-20÷40
IEC protection class	II	For indoor use	Inside
Luminous efficacy	105	Mounting hole diameter	190-210
Luminous flux	2550	Height	26
The lumen maintenance factor	96	Weight	180
Lifetime L70B50	30 000 h	Colour	White
Survival factor	0.9	Material (housing)	Polycarbonate
Colour consistency in McAdam ellipses	≤6		

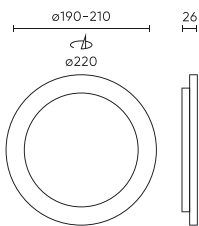
LED line LITE

Code: 201026

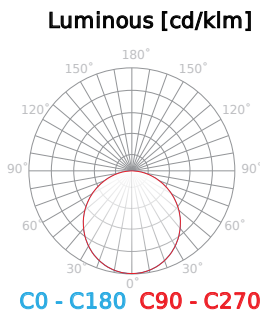
EAN: 5905378201026

Downlight MOLLY 24W 2550lm 4000K
round with motion sensor LITE

Technical drawing



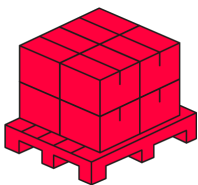
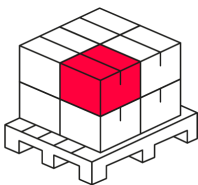
Light distribution



Additional product photos



Logistics data



Single packaging

Width	226 mm
Height	34 mm
Length	226 mm
Weight	0,2 kg

Bulk packaging

Quantity	40
Width	390 mm
Height	472 mm
Length	472 mm
Volume	0,086 m3
Weight	12,5 kg

Europallet

Height	1888 mm
Quantity in layer	160
Number of layers	4
Bulk quantity	640
Weight	200 kg

LED line LITE

Code: 201026

EAN: 5905378201026

**Downlight MOLLY 24W 2550lm 4000K
round with motion sensor LITE**

Example application

