

LED line LITE

Code: 205666-II

EAN: 5905378227590

**Downlight MOLLY Round Frame for Surface Mount 12W Black LITE**

**New**

The black surface-mounted frame LED line is a functional adapter that allows for the quick installation of recessed Molly panels on any solid surface. The perfect color match with black panels ensures an aesthetic and cohesive appearance of the entire fixture, highlighting its modern character. The product eliminates the need to cut into the ceiling, making it an excellent solution for concrete ceilings and loft arrangements.



**Technical data**

Parameter	Value
Warranty	3
For indoor use	Inside
Height	32 mm

Parameter	Value
Fixture's diameter	145 mm
Weight	0,045 kg
Material (housing)	Polycarbonate

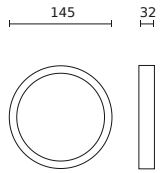
LED line LITE

Code: 205666-II

EAN: 5905378227590

**Downlight MOLLY Round Frame for Surface Mount 12W Black LITE**

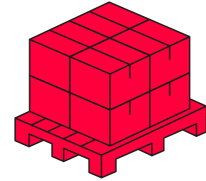
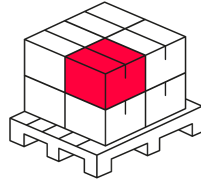

**Technical drawing**



**Light distribution**

**Additional product photos**

**Logistics data**



**Single packaging**

Width	150 mm
Height	42 mm
Length	150 mm
Weight	0,081 kg

**Bulk packaging**

Quantity	60
Width	39 cm
Height	32 cm
Length	47 cm
Weight	3,2 kg

**Europallet**

Quantity	960
Height	1,6 m
Bulk quantity	16
Weight	80 kg

---

LED line LITE

Code: 205666-II

EAN: 5905378227590

**Downlight MOLLY Round Frame for  
Surface Mount 12W Black LITE**

---

**Example application**