

GL GONIOSPECTROMETER
Lighting Research & Measurement Center

Report Wizard Sample Description Lines

Client name: *LED line®*
Model name: *Oprawa High-Bay UFO 100W 130lm/W 4000K 60° RAIDER 130*
Item No: *470911*
Serial No.: *00202*
Made by: *Radosław Kośnik*

Eulumdat Fields

Company: *LED line®*
Report number: *B1423*
LuminaireName: *Oprawa High-Bay UFO 100W 130lm/W 4000K 60° RAIDER 130*
LuminaireNumber: *470911*
FileName: *B1423_470911_00202_G_20200702_R_P*
Date: *2020-07-02*

Dimensions of luminaire

Length: *259 mm*
Width: *0 mm*
Height: *172 mm*

Dimensions of luminous area

Length: *180 mm*
Width: *0 mm*
C0-plane *10 mm*
C90-plane *10 mm*
C180-plane *10 mm*
C270-plane *10 mm*

Lamps:

Number of lamps:	1
Type of lamps:	0
Total luminous flux:	12840,10 lm
Color temperatur:	4043.95 K
Color rendering index:	83,63
Wattage including ballast:	97,19 W

Utilization factors:

k = 0.60	0,497
k = 0.80	0,572
k = 1.00	0,640
k = 1.20	0,700
k = 1.50	0,744
k = 2.00	0,814
k = 2.50	0,841
k = 3.00	0,865
k = 4.00	0,897
k = 5.00	0,917

Electrical parameters

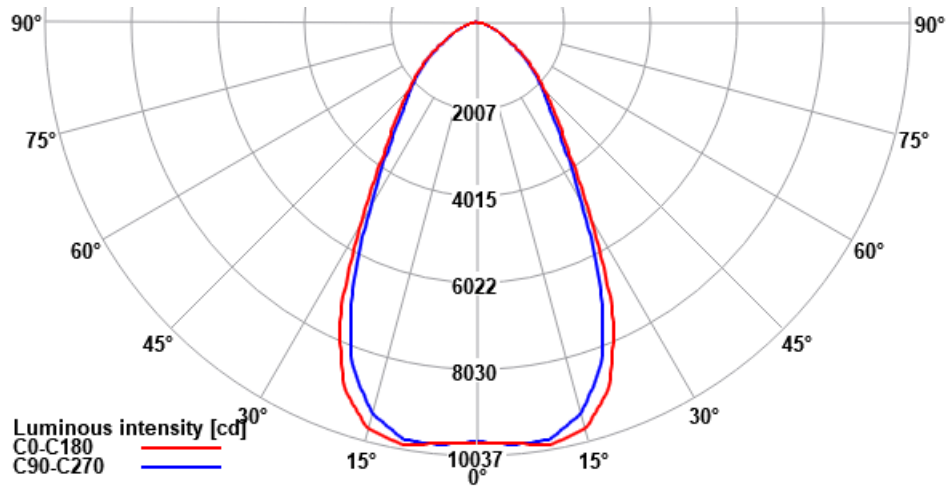
Power source:	IT7321 300VA
U	= 230,081 V
I	= 0,438 A
P	= 97,194 W
Power factor	= 0,964

Temperature = 24,4 C

Goniometric measurement results

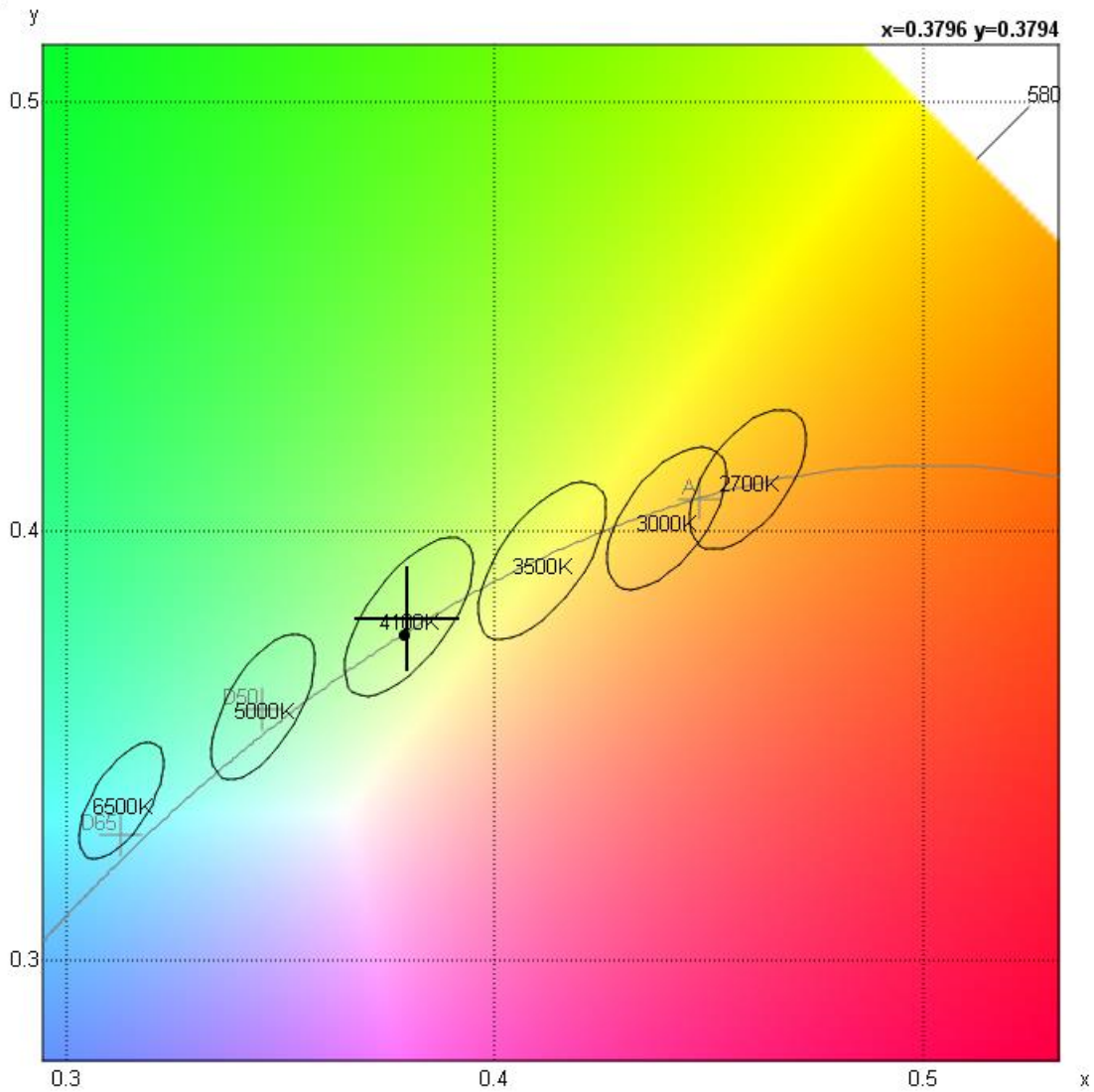
Total flux (utilized luminaire flux)	<i>12840,10 lm</i>
Flux in lower hemisphere	<i>100,00 %</i>
Flux in upper hemisphere	<i>-0,00 %</i>
Maximum luminous intensity	<i>9937,67 cd</i>
Light output ratio (LOR)	<i>100,00 %</i>
Luminous efficacy	<i>132,11 lm/W</i>

Light intensity distribution diagram

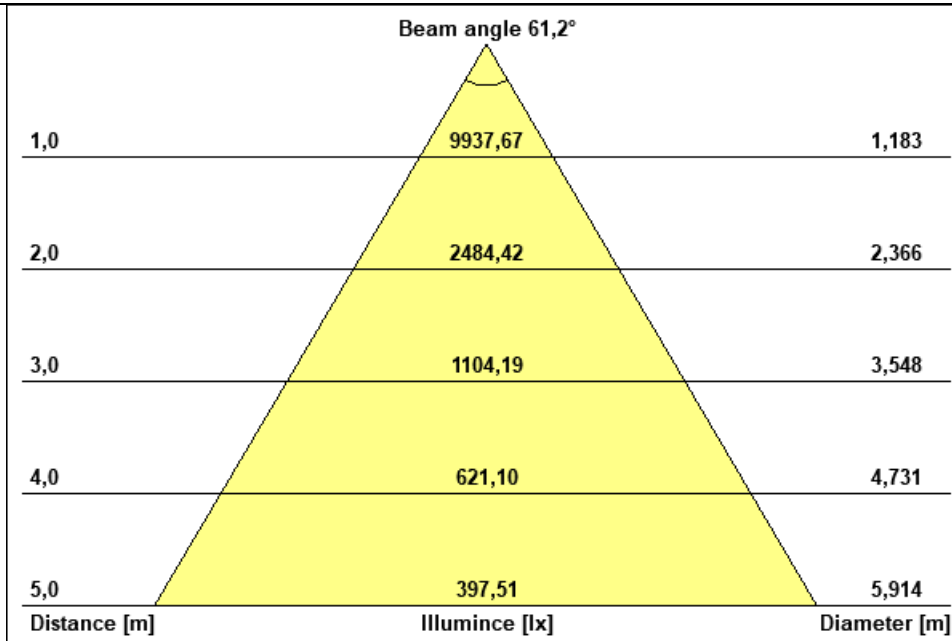


CIE 1931 diagram

x 0,3796
 y 0,3794
 Angular Colour Uniformity 0,0000
 Binning 4100K



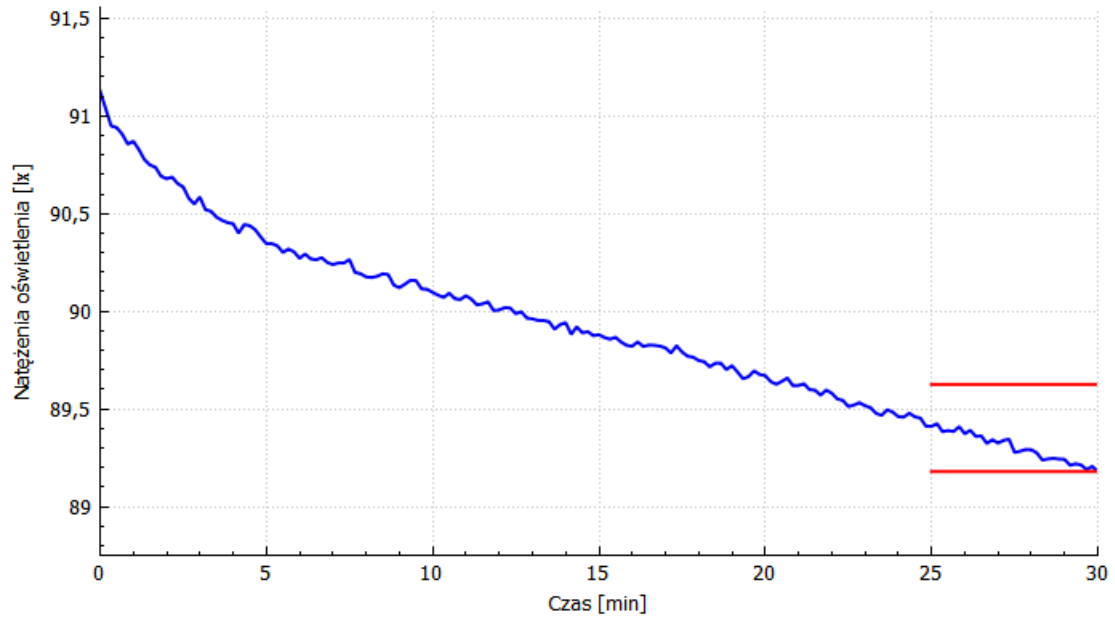
Beam cone



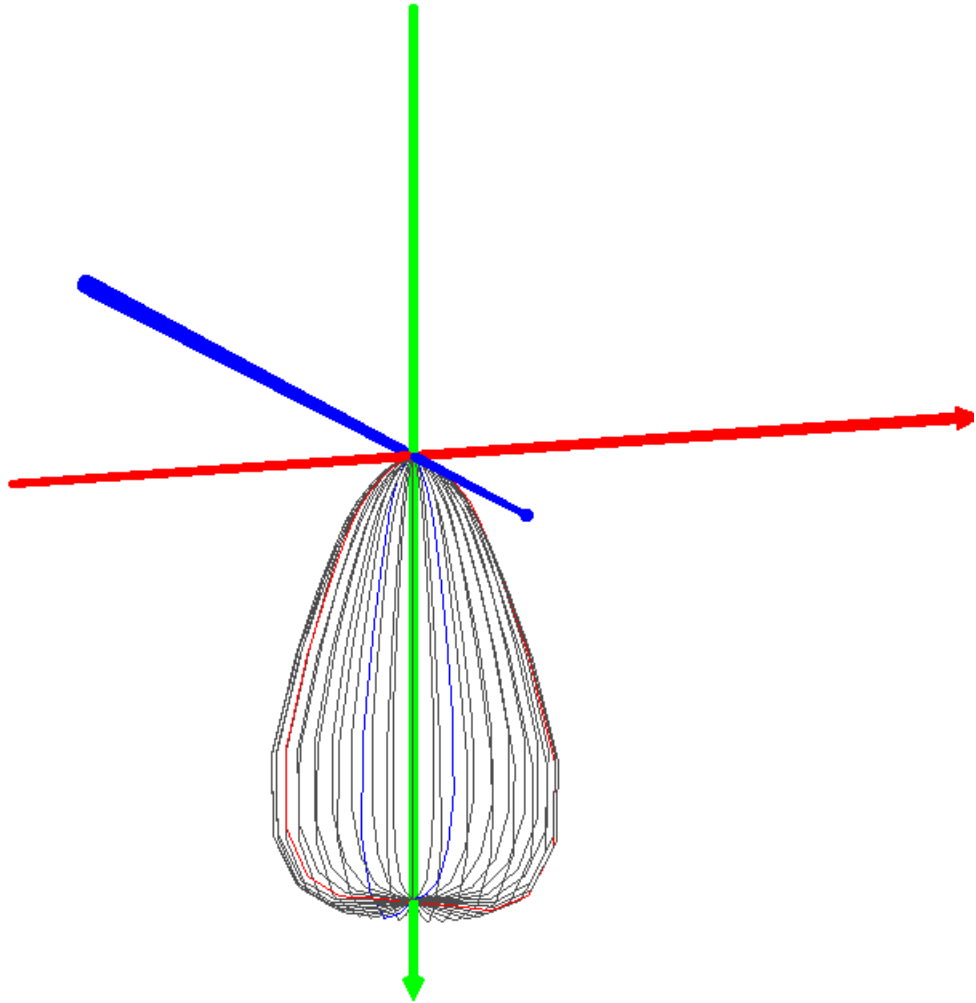
Distance [m]	Max illuminance [lx]	Diameter [m]
1	9937,6724	1,183
2	2484,4181	2,366
3	1104,1858	3,548
4	621,1045	4,731
5	397,5069	5,914

C plane	Beam angle	Gamma max	Start [°]	Stop [°]
Average	61,2°	10,0°	-30,6°	30,6°
0-180°	62,1°	10,0°	-31,1°	31,1°
90-270°	59,6°	5,0°	-29,8°	29,8°

Stabilization



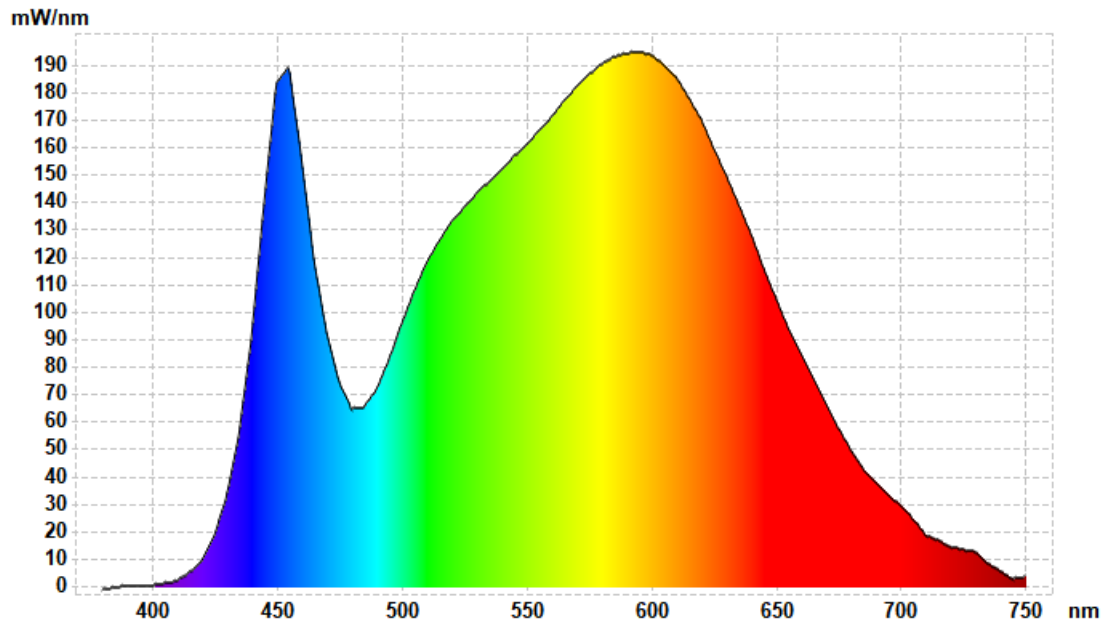
3D Chart



Legend

- - C0-C180
- - C90-C270
- - G0-G180

Spectral distribution



Results					
CIE 1931 2° observer		CIE 1964 10° observer		Other	
x	0,3796	x	0,3859	CCT	4044
y	0,3794	y	0,3767	Chromaticity Error	0,003
Flux	12840,10 lm	u'	0,2287	Color Peak	594,00
		v'	0,5023	Color Peak Value	194,98
		L	100,00	Color Dominant	578,1
u'	0,2235	a	13,08	Luminous Intensity	0,00
v'	0,5026	b	32,49	Purity	
L	100,00	X	12477,76	Radiometric	34,8617
a	8,59	Y	12179,87	PAR	-
b	32,89	Z	7679,13	PPFD	-
Rendering Indices				Metamerism Indices	
Ra	83,6	Ra	83,6	Mivis	1,8
R1	81,8	R8	66,1	Miuv	4,2
R2	89,8	R9	12,5	Binning	
R3	95,3	R10	75,3	Binning	4100K
R4	81,9	R11	80,4	Brightness	
R5	81,6	R12	62,0		
R6	85,5	R13	83,8		
R7	86,9	R14	97,6		