

GL GONIOSPECTROMETER
Lighting Research & Measurement Center

Report Wizard Sample Description Lines

Client name: *LED line®*
Model name: *UFO T 150W 19500LM 4000K 60°*
Item No: *249938*
Serial No.: *12503*
Made by: *Radosław Kośnik*

Eulumdat Fields

Company: *LEDline®*
Report number: *B794*
LuminaireName: *UFO T 150W 19500LM 4000K 60°*
LuminaireNumber: *249938*
FileName: *B794_249938_12503_G_20190828_R_P*
Date: *2019-08-28*

Dimensions of luminaire

Length: *260 mm*
Width: *0 mm*
Height: *250 mm*

Dimensions of luminous area

Length: *145 mm*
Width: *0 mm*
C0-plane *0 mm*
C90-plane *0 mm*
C180-plane *0 mm*
C270-plane *0 mm*

Lamps:

Number of lamps: 1
 Type of lamps: 0
 Total luminous flux: 19372,50 lm
 Color temperatur: 4049.23 K
 Color rendering index: 83,17
 Wattage including ballast: 148,28 W

Utilization factors:

k = 0.60 0,509
 k = 0.80 0,584
 k = 1.00 0,652
 k = 1.20 0,712
 k = 1.50 0,756
 k = 2.00 0,825
 k = 2.50 0,852
 k = 3.00 0,875
 k = 4.00 0,905
 k = 5.00 0,925

Electrical parameters

U = 230,005 V
I = 0,655 A
P = 148,278 W
 Power factor = 0,983

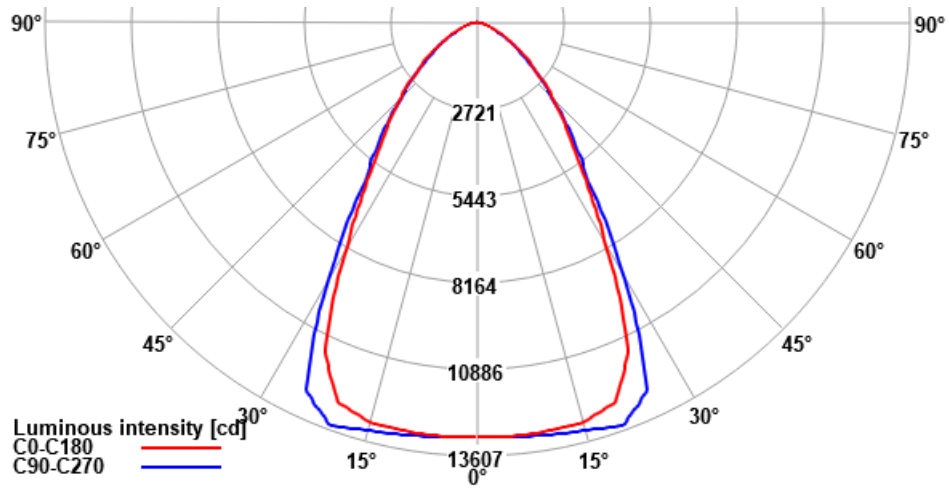
Power apparent = 0,000 VA
 Power Reactive = 0,000 var
 Frequency Voltage = 0,000 Hz
 THD = 0,000 %

Temperature = 25.4 C

Goniometric measurement results

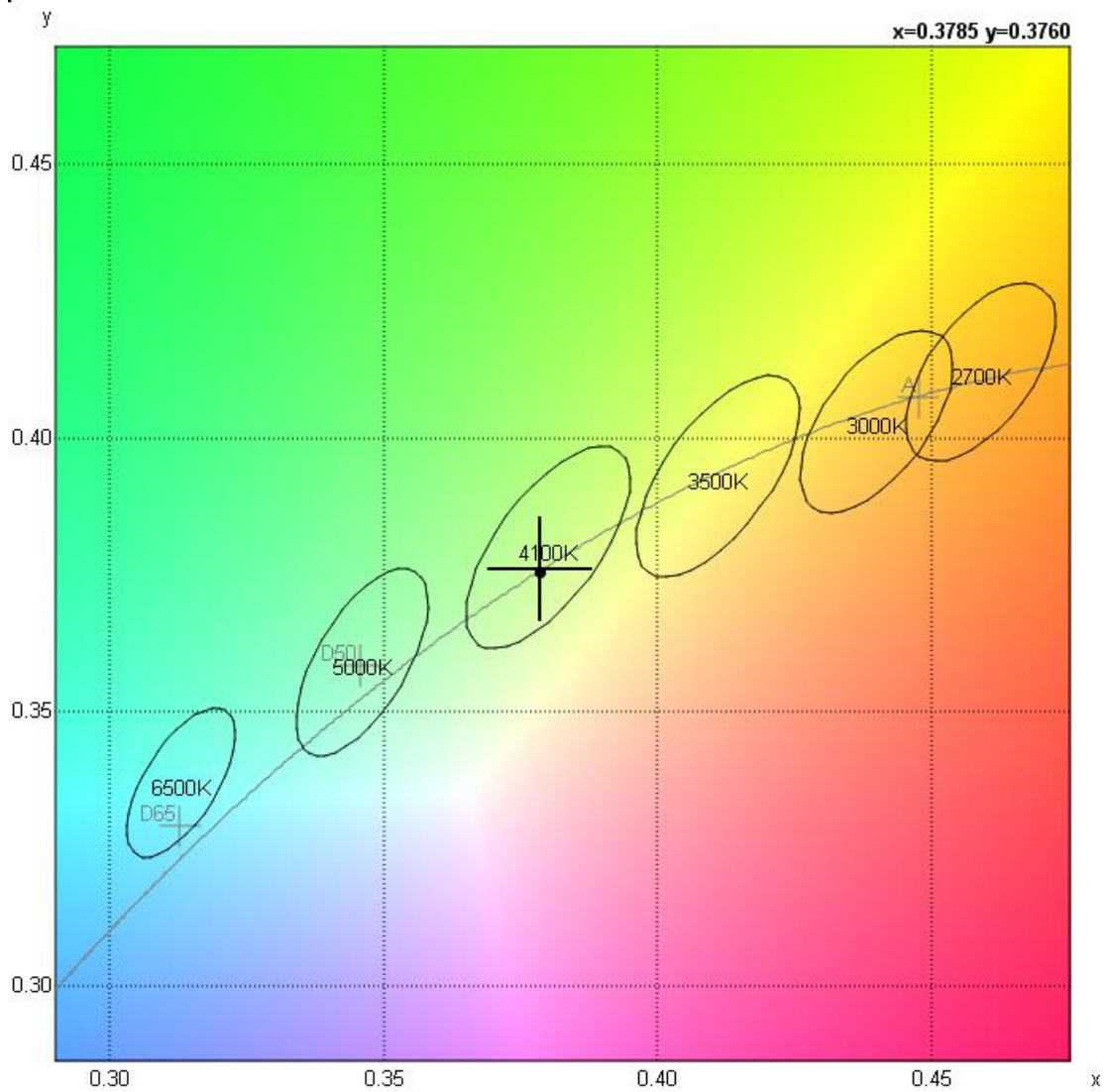
Total flux (utilized luminaire flux)	<i>19372,50 lm</i>
Flux in lower hemisphere	<i>100,00 %</i>
Flux in upper hemisphere	<i>0,00 %</i>
Maximum luminous intensity	<i>13472,24 cd</i>
Light output ratio (LOR)	<i>100,00 %</i>
Luminous efficacy	<i>130,65 lm/W</i>

Light intensity distribution diagram

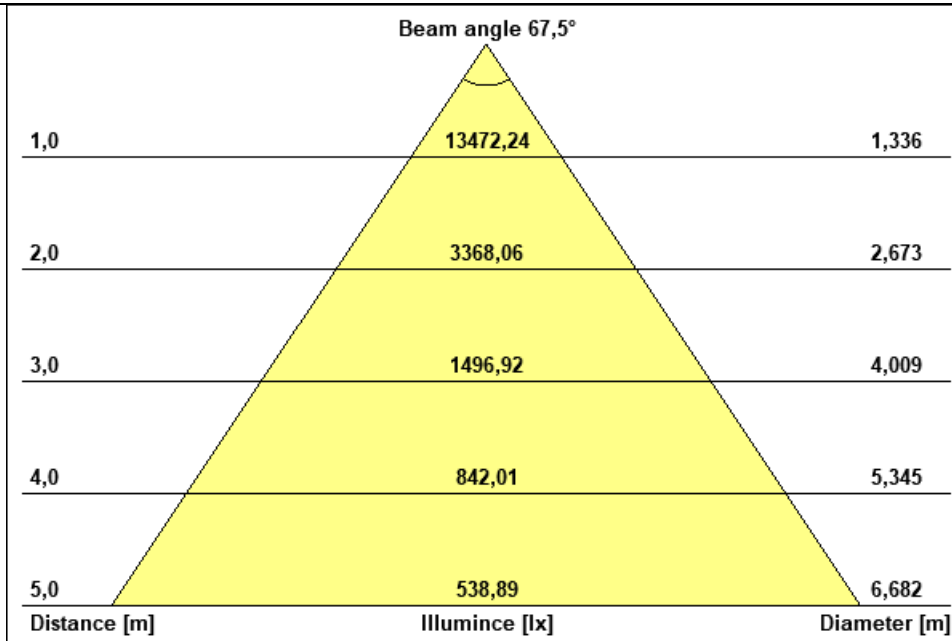


CIE 1931 diagram

x 0,3785
 y 0,3760
 Angular Colour Uniformity 0,0000
 Binning 4100K



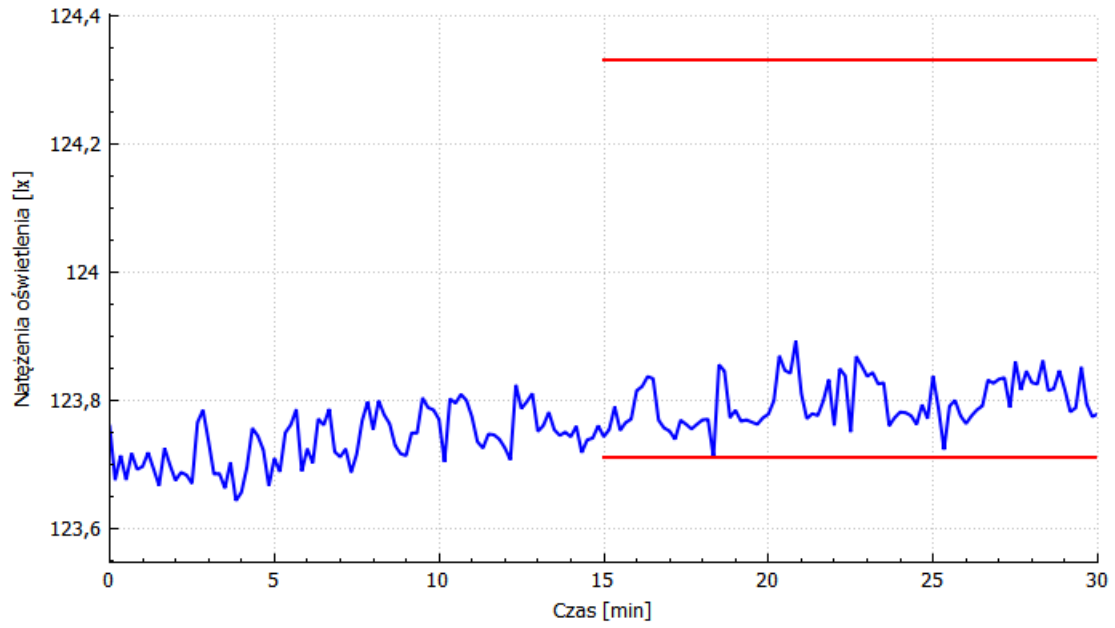
Beam cone



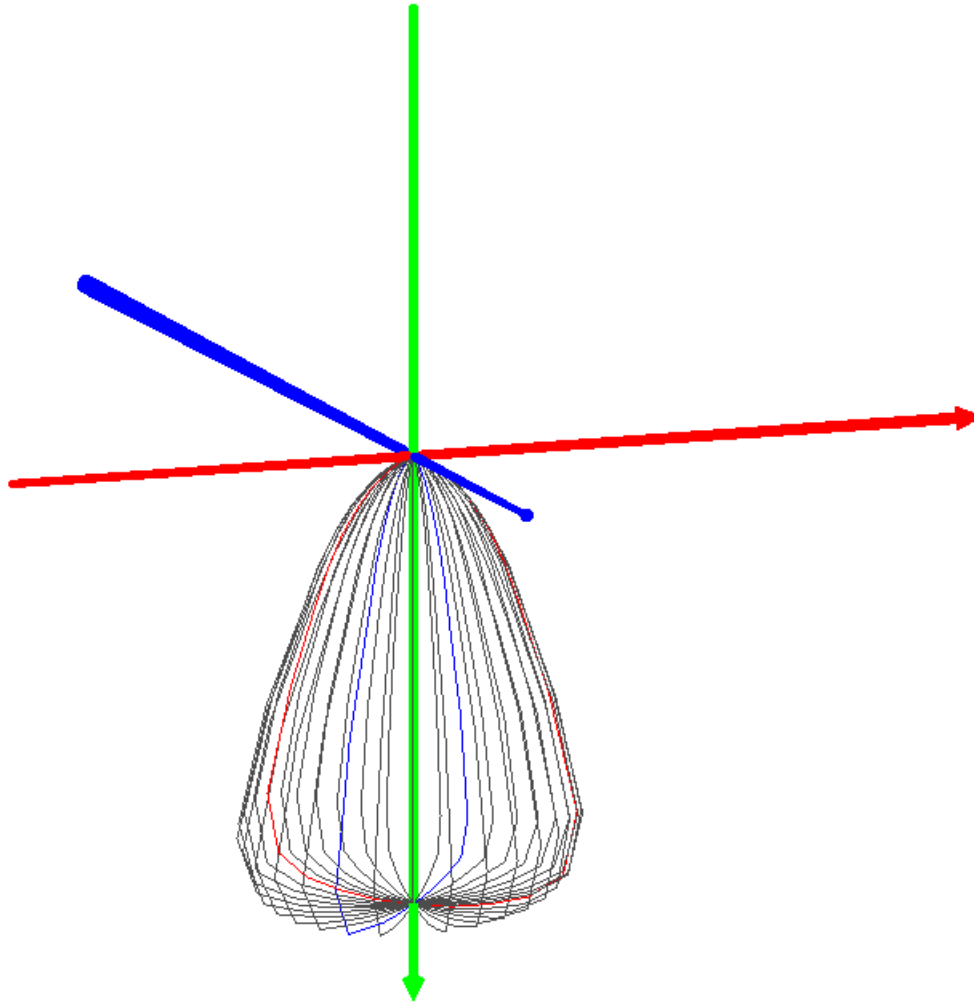
Distance [m]	Max illuminance [lx]	Diameter [m]
1	13472,2370	1,336
2	3368,0593	2,673
3	1496,9152	4,009
4	842,0148	5,345
5	538,8895	6,682

C plane	Beam angle	Gamma max	Start [°]	Stop [°]
Average	67,5°	15,6°	-33,7°	33,7°
0-180°	66,9°	5,0°	-33,5°	33,5°
90-270°	68,1°	20,0°	-34,0°	34,0°

Stabilization



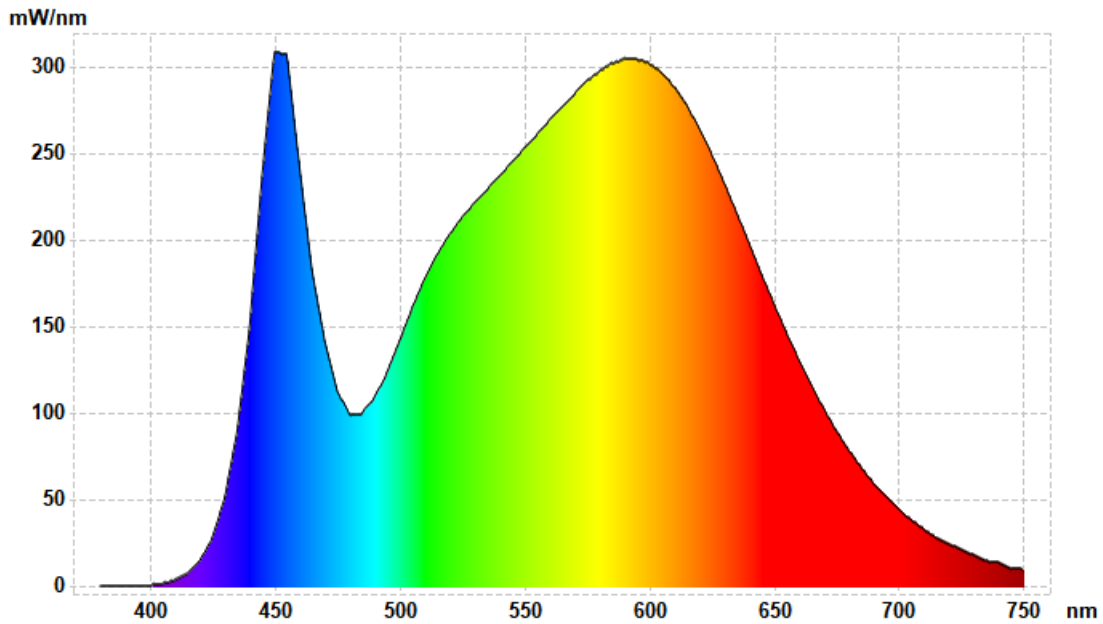
3D Chart



Legend

- - C0-C180
- - C90-C270
- - G0-G180

Spectral distribution



Results					
CIE 1931 2° observer		CIE 1964 10° observer		Other	
x	0,3785	x	0,3846	CCT	4049
y	0,3760	y	0,3729	Chromaticity Error	0,003
Flux	19372,50 lm	u'	0,2294	Color Peak	452,76
		v'	0,5005	Color Peak Value	320,56
		L	100,00	Color Dominant	578,8
u'	0,2241	a	14,22	Luminous Intensity	0,00
v'	0,5010	b	30,75	Purity	
L	100,00	X	19586,39	Radiometric	54,6318
a	9,65	Y	18991,46	PAR	-
b	31,34	Z	12350,91	PPFD	-
Rendering Indices				Metamerism Indices	
Ra	83,2	Ra	83,2	Mivis	1,8
R1	81,5	R8	65,9	Miuv	4,2
R2	89,5	R9	12,0	Binning	
R3	94,6	R10	74,2	Binning	4100K
R4	81,4	R11	79,5	Brightness	
R5	81,2	R12	61,0		
R6	84,7	R13	83,5		
R7	86,6	R14	97,1		