

GL GONIOSPECTROMETER
Lighting Research & Measurement Center

Report Wizard Sample Description Lines

Client name: *LED line®*
Model name: *UFO T 220-240V 200W 26000LM 4000K 120°*
Item No: *248740*
Serial No.: *12503*
Made by: *Radosław Kośnik*

Eulumdat Fields

Company: *LEDline®*
Report number: *B650*
LuminaireName: *UFO T 220-240V 200W 26000LM 4000K 120°*
LuminaireNumber: *248740*
FileName: *B650_248740_12503_G_20190718_N_P*
Date: *2019-07-18*

Dimensions of luminaire

Length: *320 mm*
Width: *0 mm*
Height: *250 mm*

Dimensions of luminous area

Length: *210 mm*
Width: *0 mm*
C0-plane *0 mm*
C90-plane *0 mm*
C180-plane *0 mm*
C270-plane *0 mm*

Lamps:

Number of lamps: 1
 Type of lamps: 0
 Total luminous flux: 25502,90 lm
 Color temperatur: 3988.93 K
 Color rendering index: 83,73
 Wattage including ballast: 198,04 W

Utilization factors:

k = 0.60 0,296
 k = 0.80 0,393
 k = 1.00 0,476
 k = 1.20 0,556
 k = 1.50 0,616
 k = 2.00 0,705
 k = 2.50 0,754
 k = 3.00 0,790
 k = 4.00 0,837
 k = 5.00 0,866

Electrical parameters

U = 229,936 V
I = 0,887 A
P = 198,040 W
 Power factor = 0,971

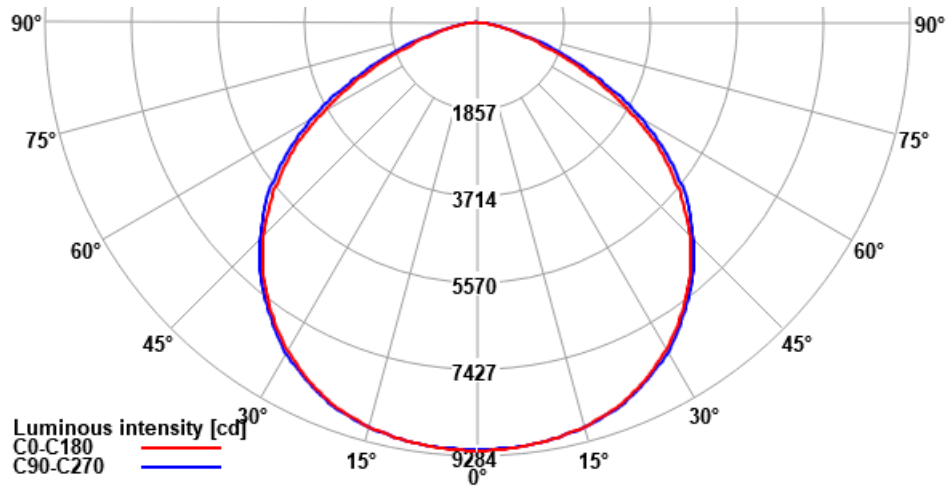
Power apparent = 0,000 VA
 Power Reactive = 0,000 var
 Frequency Voltage = 0,000 Hz
 THD = 0,000 %

Temperature = 25.9 C

Goniometric measurement results

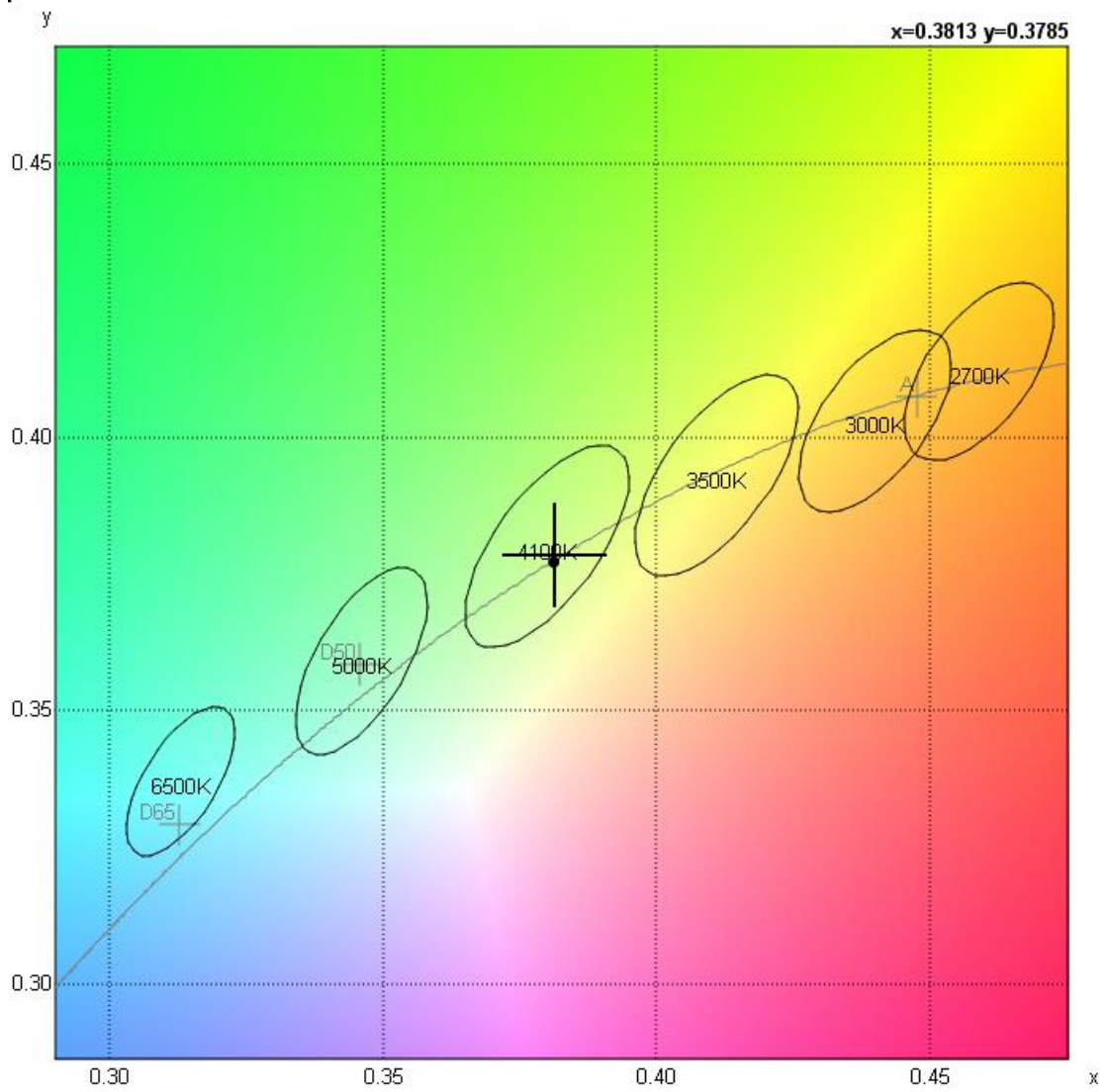
Total flux (utilized luminaire flux)	<i>25502,90 lm</i>
Flux in lower hemisphere	<i>100,00 %</i>
Flux in upper hemisphere	<i>0,00 %</i>
Maximum luminous intensity	<i>9191,91 cd</i>
Light output ratio (LOR)	<i>100,00 %</i>
Luminous efficacy	<i>128,78 lm/W</i>

Light intensity distribution diagram

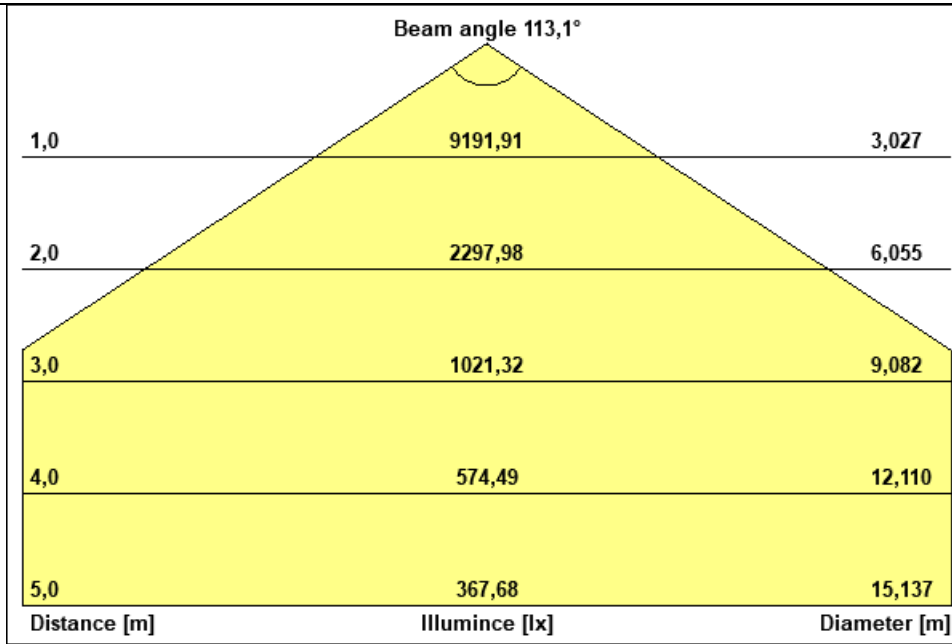


CIE 1931 diagram

x 0,3813
 y 0,3785
 Angular Colour Uniformity 0,0000
 Binning 4100K



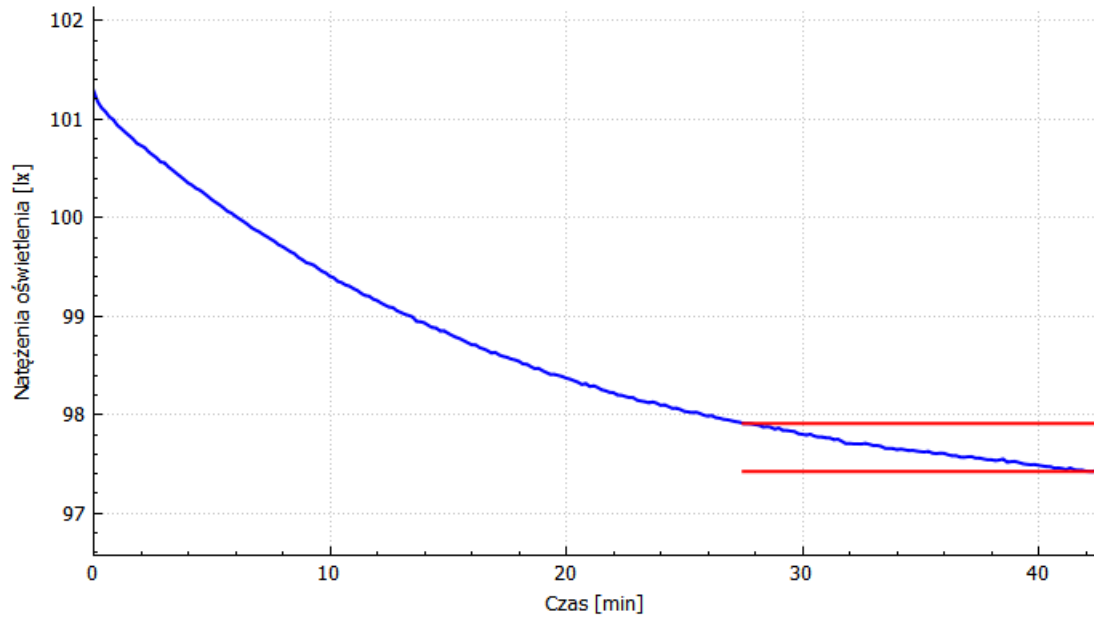
Beam cone



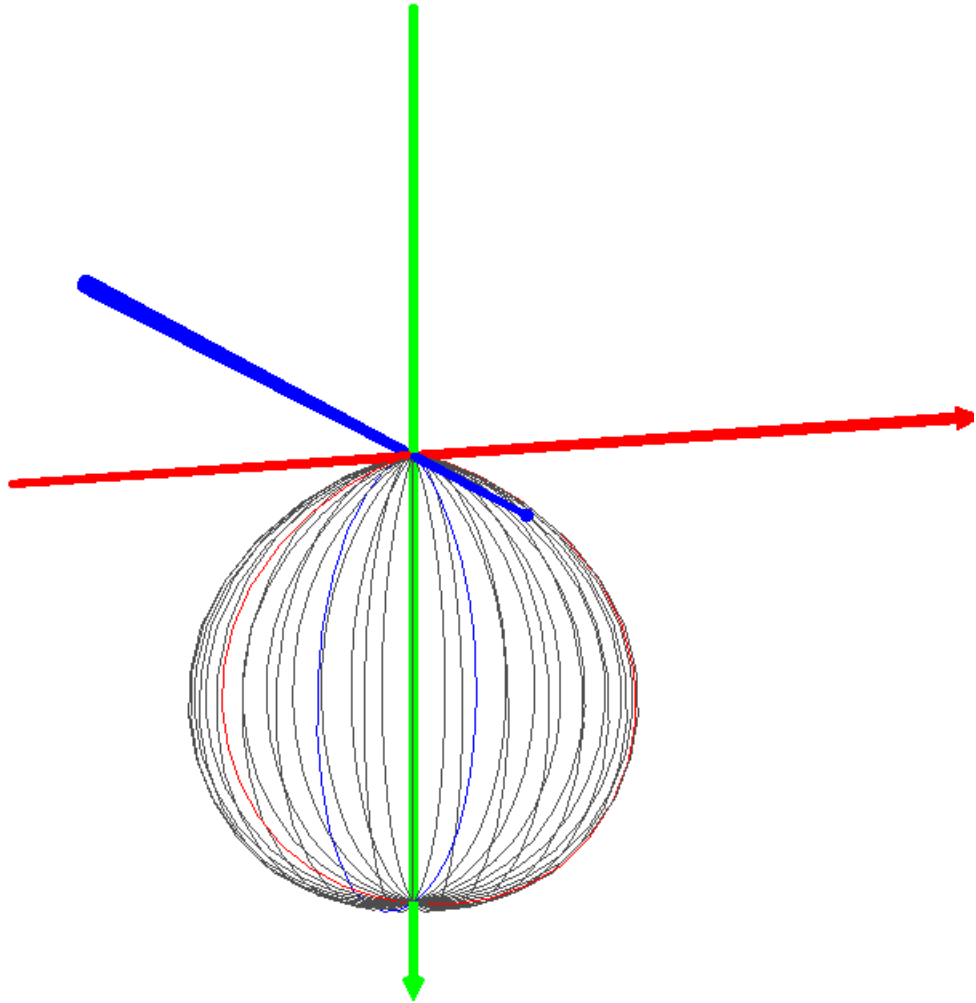
Distance [m]	Max illuminance [lx]	Diameter [m]
1	9191,9082	3,027
2	2297,9771	6,055
3	1021,3231	9,082
4	574,4943	12,110
5	367,6763	15,137

C plane	Beam angle	Gamma max	Start [°]	Stop [°]
Average	113,1°	5,0°	-56,6°	56,6°
0-180°	112,3°	5,0°	-56,1°	56,1°
90-270°	114,6°	5,0°	-57,3°	57,3°

Stabilization



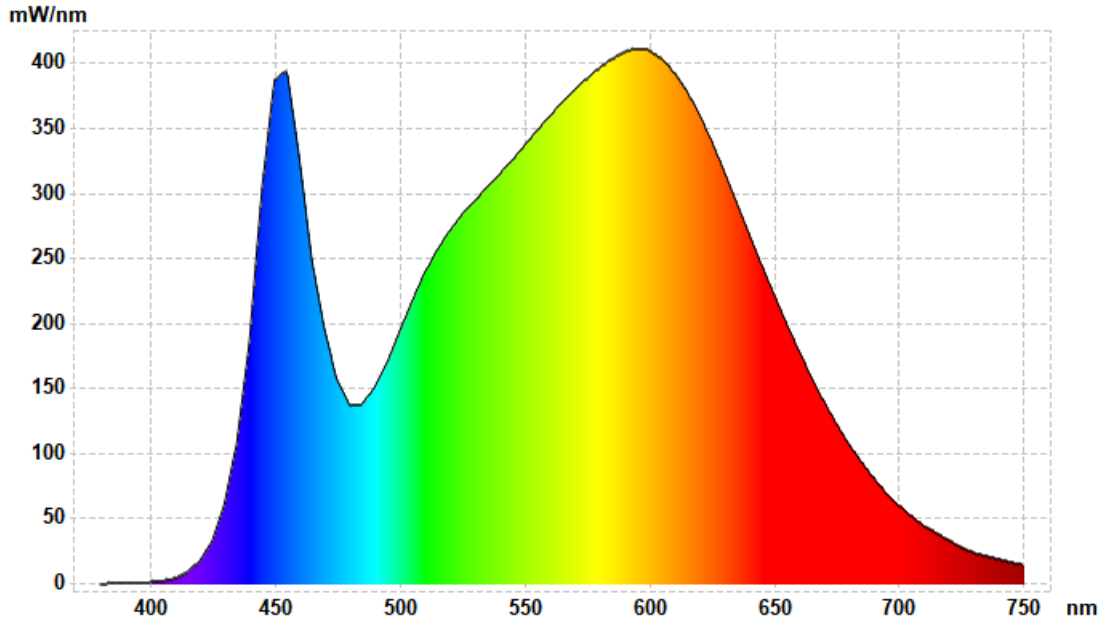
3D Chart



Legend

- C0-C180
- C90-C270
- G0-G180

Spectral distribution



Results					
CIE 1931 2° observer		CIE 1964 10° observer		Other	
x	0,3813	x	0,3875	CCT	3989
y	0,3785	y	0,3757	Chromaticity Error	0,003
Flux	25502,90 lm	u'	0,2302	Color Peak	595,71
		v'	0,5022	Color Peak Value	410,83
		L	100,00	Color Dominant	578,8
u'	0,2250	a	14,24	Luminous Intensity	0,00
v'	0,5025	b	32,51	Purity	
L	100,00	X	26200,23	Radiometric	73,0330
a	9,82	Y	25402,02	PAR	-
b	32,93	Z	16009,36	PPFD	-
Rendering Indices				Metamerism Indices	
Ra	83,7	Ra	83,7	Mivis	1,9
R1	82,2	R8	66,1	Miuv	4,1
R2	90,2	R9	13,4	Binning	
R3	95,3	R10	75,9	Binning	4100K
R4	81,8	R11	80,1	Brightness	
R5	81,9	R12	62,2		
R6	85,8	R13	84,2		
R7	86,6	R14	97,5		