

GL GONIOSPECTROMETER
Lighting Research & Measurement Center

Report Wizard Sample Description Lines

Client name: *LED line®*
Model name: *Naświetlacz PROJECT 200W 22000lm 4000K*
Item No: *470546*
Serial No.: *63311*
Made by: *Radosław Kośnik*

Eulumdat Fields

Company: *LED line®*
Report number: *B1315*
LuminaireName: *Naświetlacz PROJECT 200W 22000lm 4000K*
LuminaireNumber: *470546*
FileName: *B1315_470546_63311_G_20200406_R_P*
Date: *2020-04-06*

Dimensions of luminaire

Length: *419 mm*
Width: *566 mm*
Height: *113 mm*

Dimensions of luminous area

Length: *270 mm*
Width: *255 mm*
C0-plane *0 mm*
C90-plane *0 mm*
C180-plane *0 mm*
C270-plane *0 mm*

Lamps:

Number of lamps:	1
Type of lamps:	0
Total luminous flux:	22352,30 lm
Color temperatur:	3949.84 K
Color rendering index:	81,71
Wattage including ballast:	190,54 W

Utilization factors:

k = 0.60	0,336
k = 0.80	0,437
k = 1.00	0,522
k = 1.20	0,602
k = 1.50	0,661
k = 2.00	0,748
k = 2.50	0,791
k = 3.00	0,822
k = 4.00	0,863
k = 5.00	0,888

Electrical parameters

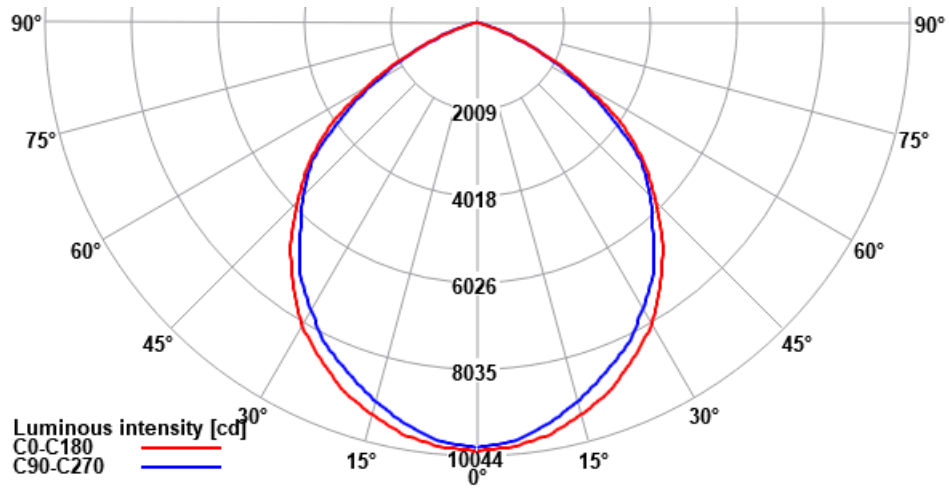
Power source:	IT7321 300VA
U	= 229,98 V
I	= 0,845416 A
P	= 190,540 W
Power factor	= 0,980

Temperature = 24,1 C

Goniometric measurement results

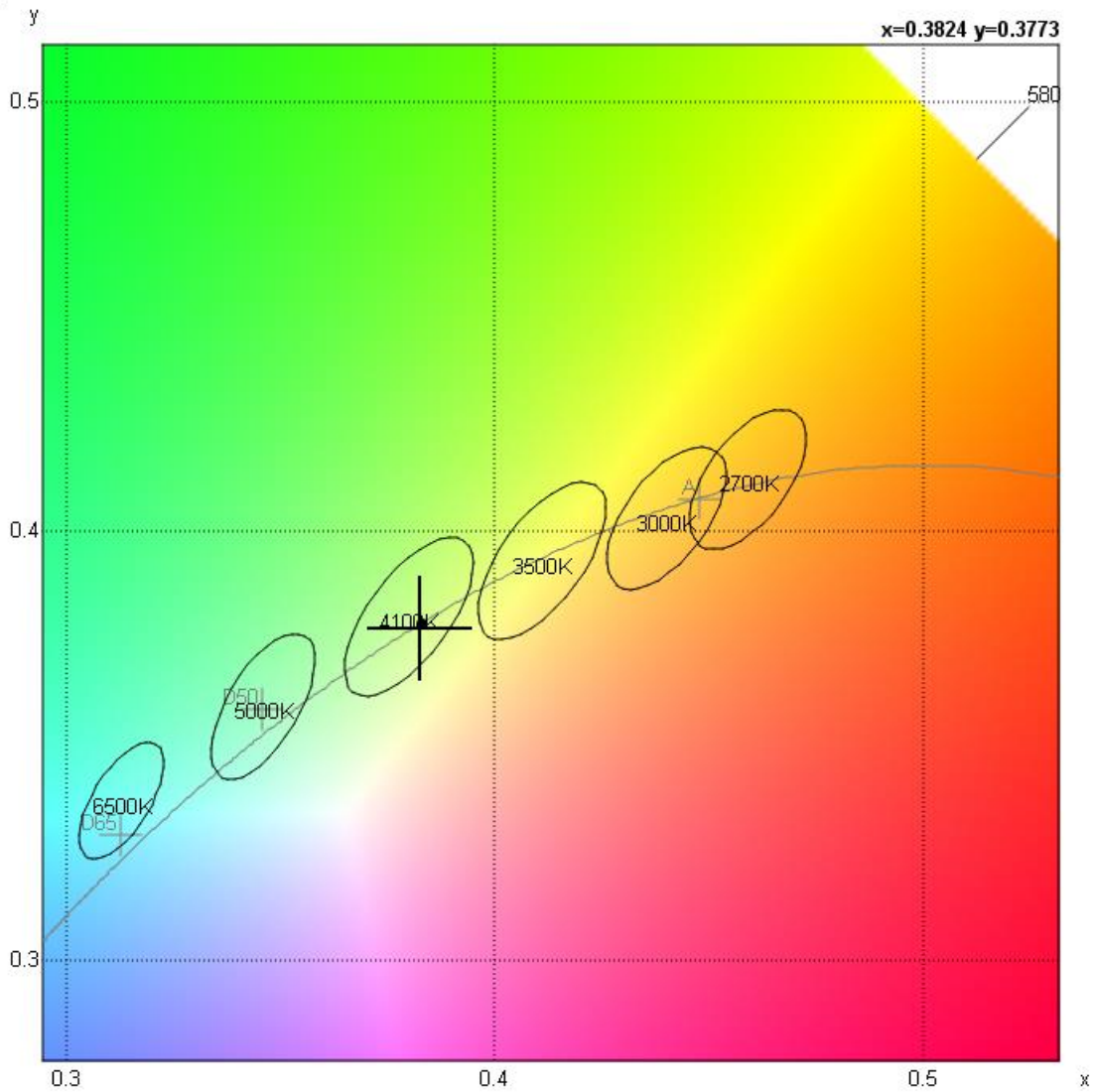
Total flux (utilized luminaire flux)	<i>22352,30 lm</i>
Flux in lower hemisphere	<i>100,00 %</i>
Flux in upper hemisphere	<i>0,00 %</i>
Maximum luminous intensity	<i>9944,38 cd</i>
Light output ratio (LOR)	<i>100,00 %</i>
Luminous efficacy	<i>117,31 lm/W</i>

Light intensity distribution diagram

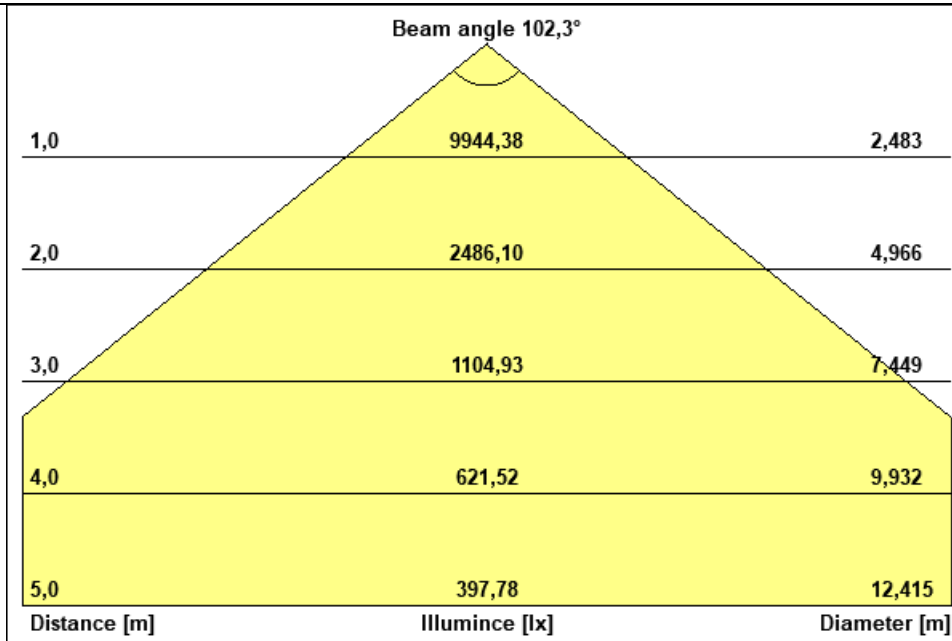


CIE 1931 diagram

x 0,3824
 y 0,3773
 Angular Colour Uniformity 0,0000
 Binning 4100K



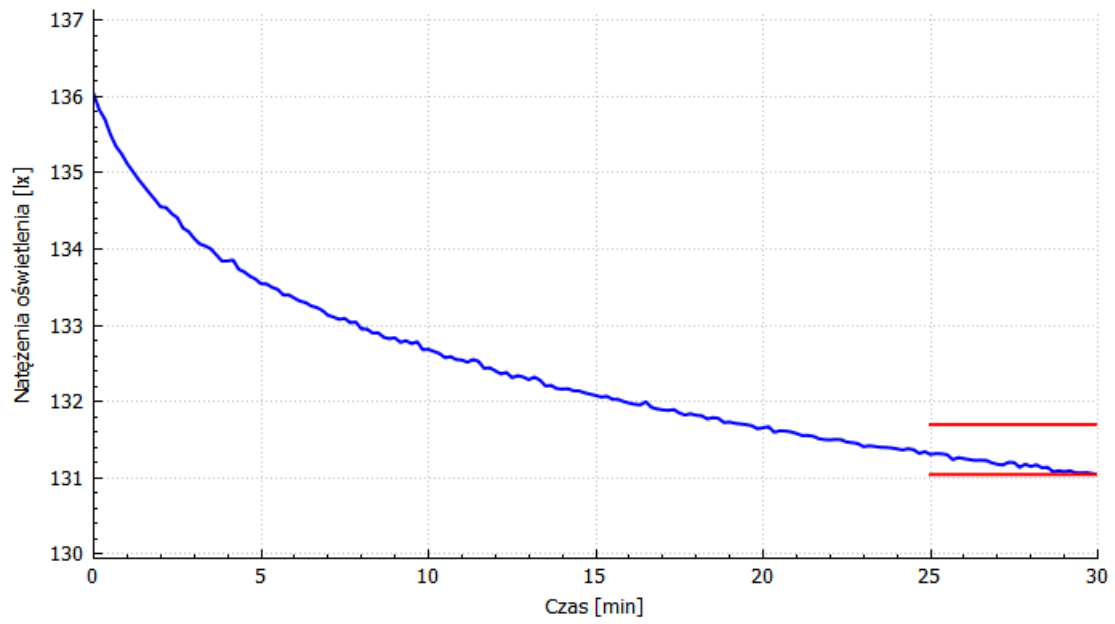
Beam cone



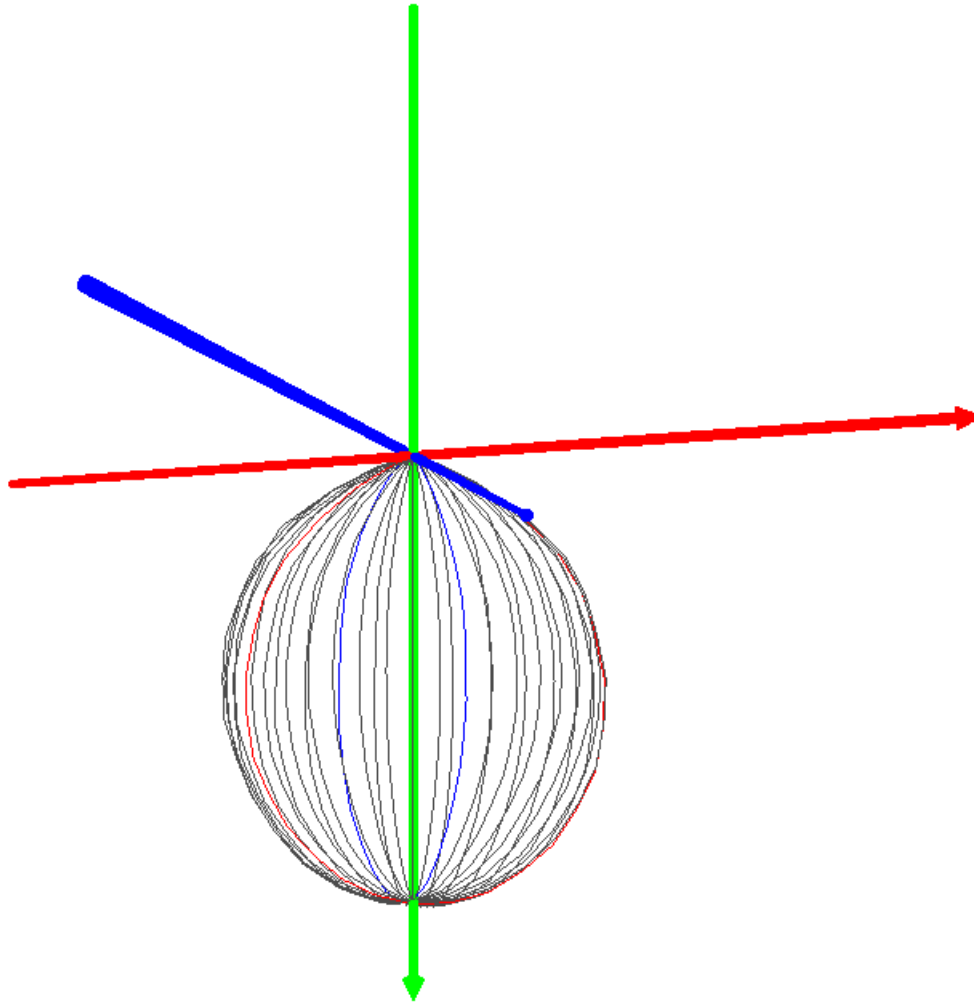
Distance [m]	Max illuminance [lx]	Diameter [m]
1	9944,3818	2,483
2	2486,0955	4,966
3	1104,9313	7,449
4	621,5239	9,932
5	397,7753	12,415

C plane	Beam angle	Gamma max	Start [°]	Stop [°]
Average	102,3°	5,0°	-51,2°	51,2°
0-180°	101,5°	5,0°	-50,7°	50,7°
90-270°	100,8°	5,0°	-50,4°	50,4°

Stabilization



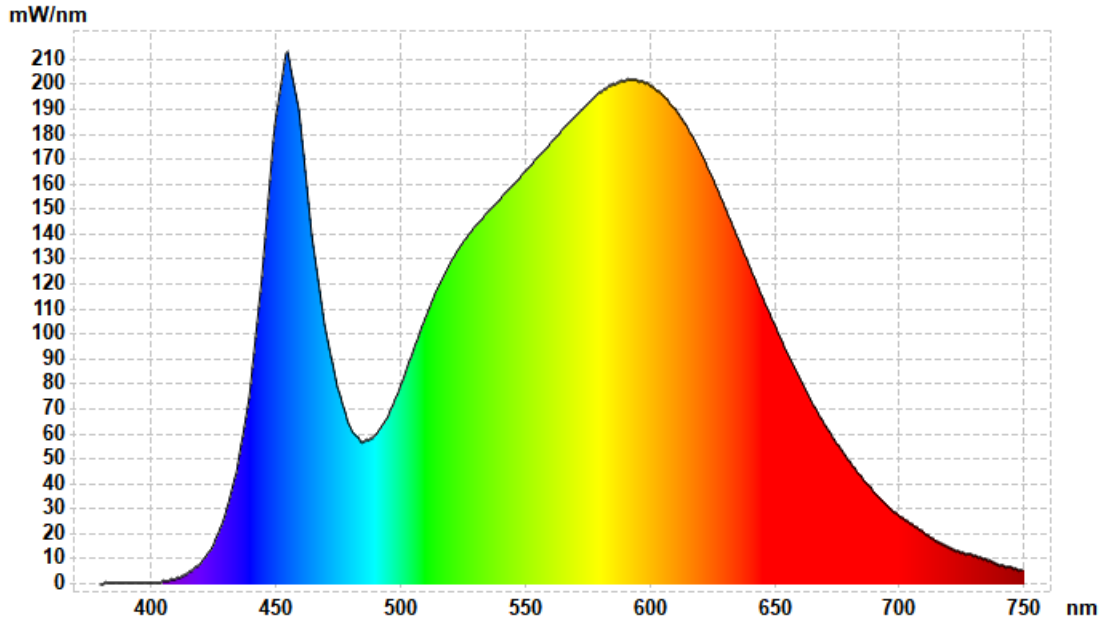
3D Chart



Legend

- C0-C180
- C90-C270
- G0-G180

Spectral distribution



Results					
CIE 1931 2° observer		CIE 1964 10° observer		Other	
x	0,3824	x	0,3891	CCT	3950
y	0,3773	y	0,3741	Chromaticity Error	0,004
Flux	22352,30 lm	u'	0,2319	Color Peak	454,60
		v'	0,5017	Color Peak Value	214,28
		L	100,00	Color Dominant	579,4
u'	0,2262	a	15,65	Luminous Intensity	0,00
v'	0,5021	b	32,26	Purity	
L	100,00	X	12758,79	Radiometric	34,9032
a	10,85	Y	12268,57	PAR	-
b	32,74	Z	7766,08	PPFD	-
Rendering Indices				Metamerism Indices	
Ra	81,7	Ra	81,7	Mivis	2,2
R1	80,2	R8	63,2	Miuv	4,0
R2	89,1	R9	6,6	Binning	
R3	94,2	R10	72,5	Binning	4100K
R4	78,8	R11	75,9	Brightness	
R5	79,3	R12	56,6		
R6	83,6	R13	82,5		
R7	85,3	R14	96,8		