

GL GONIOSPECTROMETER
Lighting Research & Measurement Center

Report Wizard Sample Description Lines

Client name: *LED line®*
Model name: *Oprawa High-Bay UFO 200W 130lm/W 4000K 60° RAIDER 130*
Item No: *470973*
Serial No.: *00202*
Made by: *Radosław Kośnik*

Eulumdat Fields

Company: *LED line®*
Report number: *B1429*
LuminaireName: *Oprawa High-Bay UFO 200W 130lm/W 4000K 60° RAIDER 130*
LuminaireNumber: *470973*
FileName: *B1429_470973_00202_G_20200708_R_P*
Date: *2020-07-08*

Dimensions of luminaire

Length: *280 mm*
Width: *0 mm*
Height: *200 mm*

Dimensions of luminous area

Length: *180 mm*
Width: *0 mm*
C0-plane *10 mm*
C90-plane *10 mm*
C180-plane *10 mm*
C270-plane *10 mm*

Lamps:

Number of lamps: 1
Type of lamps: 0
Total luminous flux: 25701,40 lm
Color temperatur: 4110.41 K
Color rendering index: 83,92
Wattage including ballast: 193,75 W

Utilization factors:

k = 0.60 0,497
k = 0.80 0,572
k = 1.00 0,641
k = 1.20 0,701
k = 1.50 0,745
k = 2.00 0,815
k = 2.50 0,842
k = 3.00 0,866
k = 4.00 0,898
k = 5.00 0,918

Electrical parameters

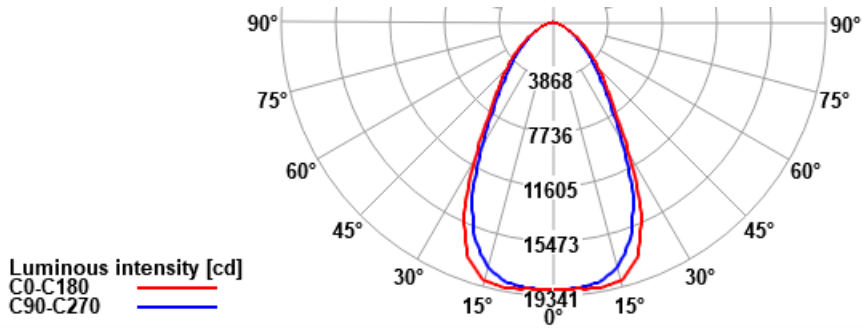
Power source: IT7321 300VA
U = 229,926 V
I = 0,858 A
P = 193,755 W
Power factor = 0,981

Temperature = 25.1 C

Goniometric measurement results

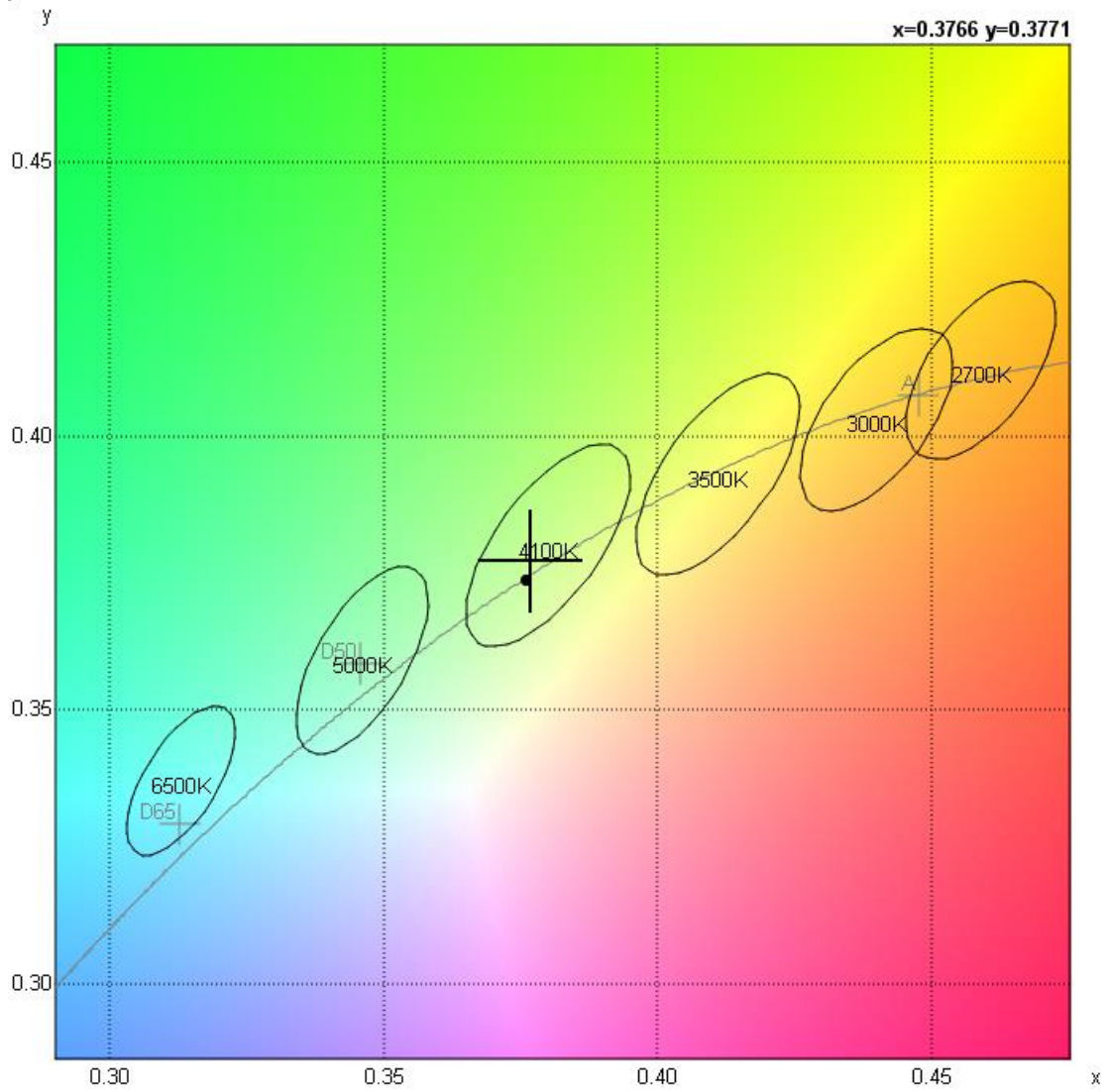
Total flux (utilized luminaire flux)	25701,40 lm
Flux in lower hemisphere	100,00 %
Flux in upper hemisphere	-0,00 %
Maximum luminous intensity	19149,70 cd
Light output ratio (LOR)	100,00 %
Luminous efficacy	132,65 lm/W

Light intensity distribution diagram

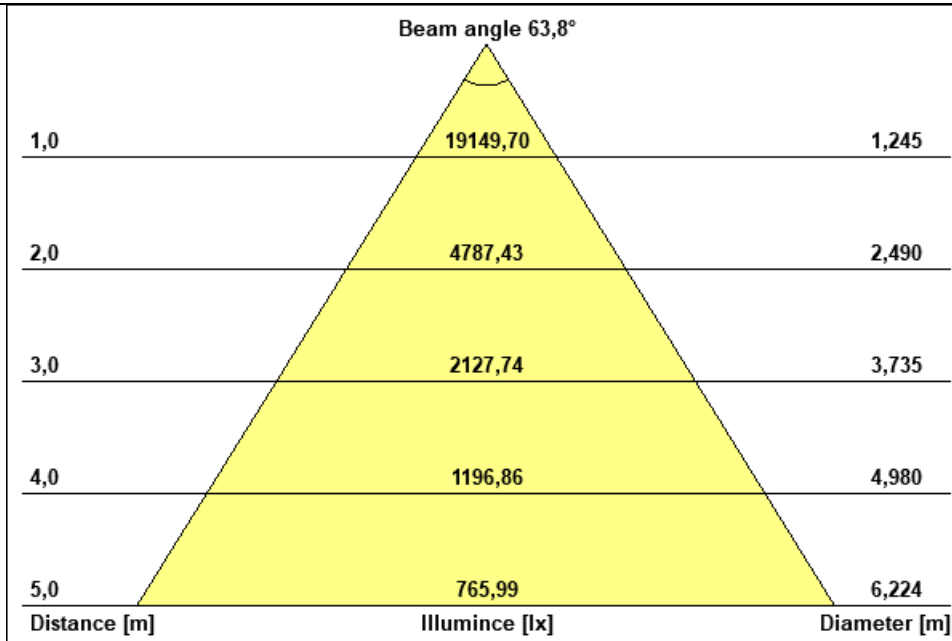


CIE 1931 diagram

x 0,3766
 y 0,3771
 Angular Colour Uniformity 0,0044
 Binning 4100K



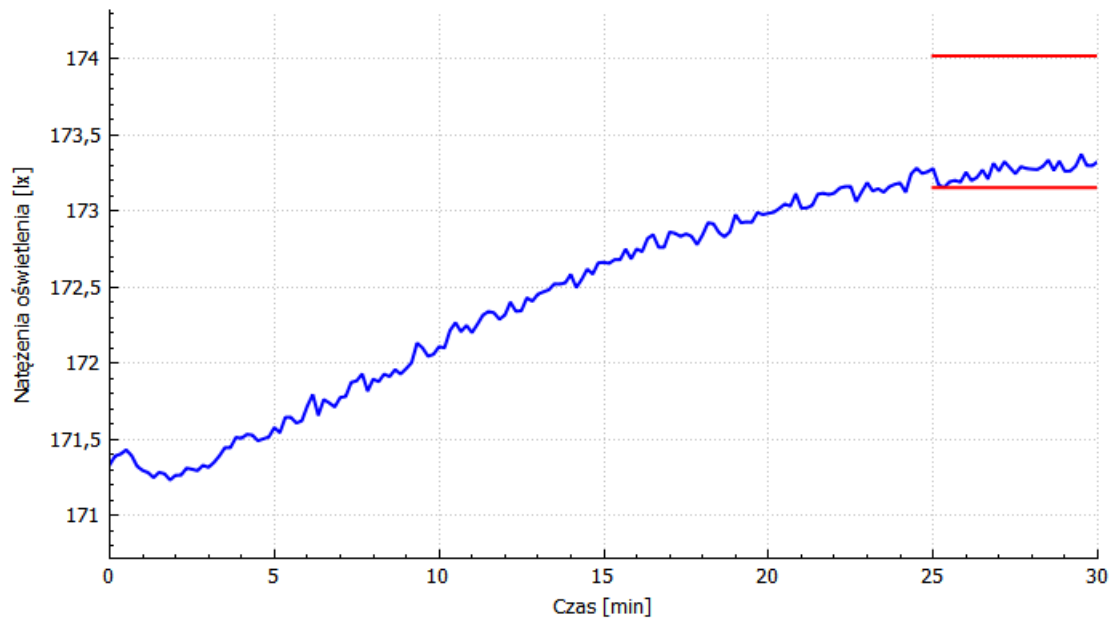
Beam cone



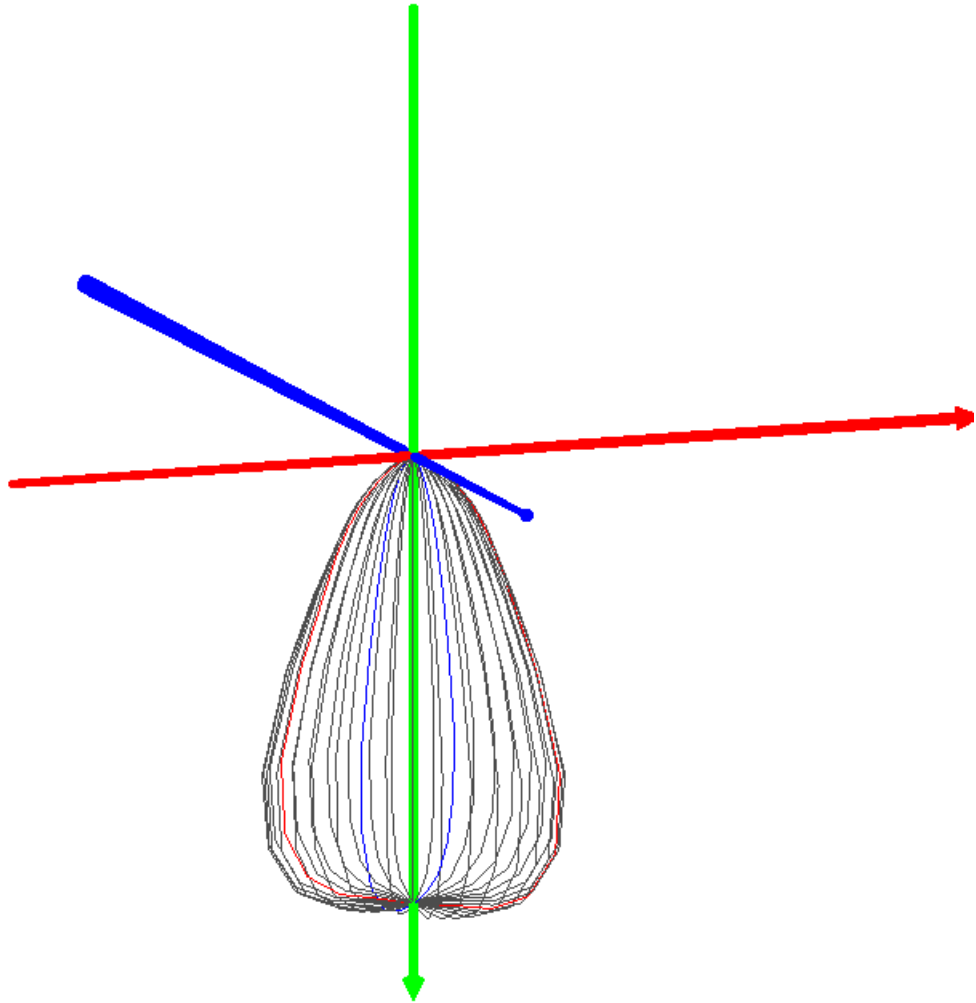
Distance [m]	Max illuminance [lx]	Diameter [m]
1	19149,7019	1,245
2	4787,4255	2,490
3	2127,7447	3,735
4	1196,8564	4,980
5	765,9881	6,224

C plane	Beam angle	Gamma max	Start [°]	Stop [°]
Average	63,8°	8,9°	-31,9°	31,9°
0-180°	63,9°	10,0°	-31,9°	31,9°
90-270°	61,5°	5,0°	-30,8°	30,8°




Stabilization



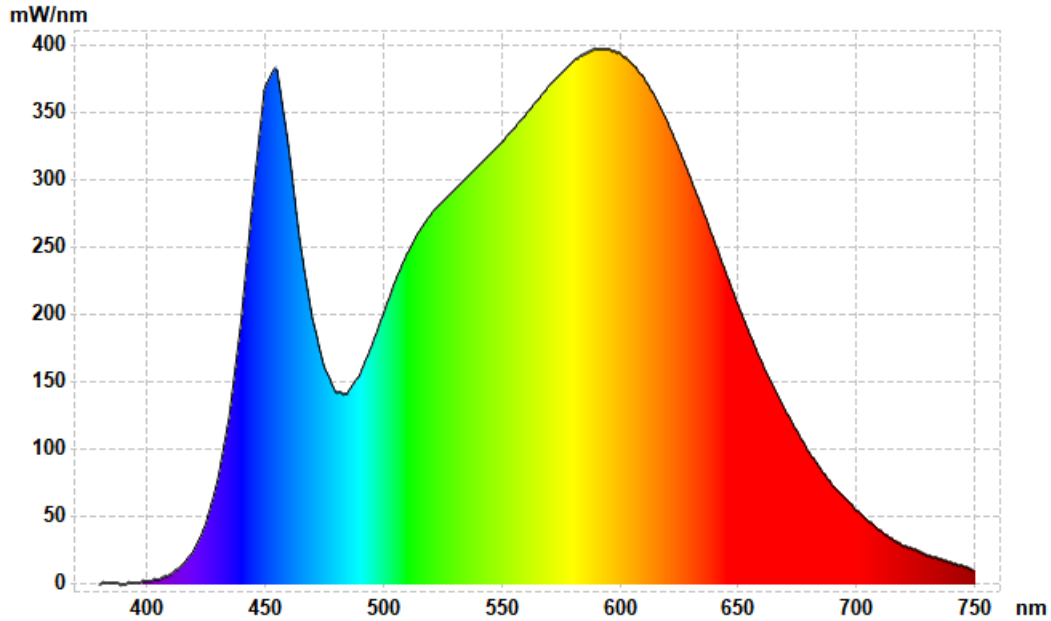
3D Chart



Legend

-  - C0-C180
-  - C90-C270
-  - G0-G180

Spectral distribution



Results					
CIE 1931 2° observer		CIE 1964 10° observer		Other	
x	0,3766	x	0,3827	CCT	4110
y	0,3771	y	0,3747	Chromaticity Error	0,002
Flux	25701,40 lm	u'	0,2274	Color Peak	592,28
		v'	0,5010	Color Peak Value	396,83
		L	100,00	Color Dominant	577,9
u'	0,2224	a	12,58	Luminous Intensity	0,00
v'	0,5012	b	30,99	Purity	
L	100,00	X	25390,74	Radiometric	71,2374
a	8,28	Y	24856,65	PAR	-
b	31,33	Z	16096,28	PPFD	-
Rendering Indices				Metamerism Indices	
Ra	83,9	Ra	83,9	Mivis	1,8
R1	82,2	R8	66,0	Miuv	4,1
R2	90,3	R9	12,0	Binning	
R3	95,7	R10	76,5	Binning	4100K
R4	82,1	R11	80,9	Brightness	
R5	82,1	R12	63,6		
R6	86,3	R13	84,3		
R7	86,7	R14	97,8		