

GL GONIOSPECTROMETER
Lighting Research & Measurement Center

Report Wizard Sample Description Lines

Client name: *LED line®*
Model name: *UFO T 100W 13000LM 4000K 120°*
Item No: *249921*
Serial No.: *12503*
Made by: *Radosław Kośnik*

Eulumdat Fields

Company: *LEDline®*
Report number: *B804*
LuminaireName: *UFO T 100W 13000LM 4000K 120°*
LuminaireNumber: *249921*
FileName: *B804_249921_12503_G_20190902_R_P*
Date: *2019-09-02*

Dimensions of luminaire

Length: *200 mm*
Width: *0 mm*
Height: *250 mm*

Dimensions of luminous area

Length: *145 mm*
Width: *0 mm*
C0-plane *0 mm*
C90-plane *0 mm*
C180-plane *0 mm*
C270-plane *0 mm*

Lamps:

Number of lamps: 1
 Type of lamps: 0
 Total luminous flux: 12826,70 lm
 Color temperatur: 4036.87 K
 Color rendering index: 83,37
 Wattage including ballast: 98,43 W

Utilization factors:

k = 0.60 0,304
 k = 0.80 0,403
 k = 1.00 0,487
 k = 1.20 0,567
 k = 1.50 0,627
 k = 2.00 0,715
 k = 2.50 0,762
 k = 3.00 0,797
 k = 4.00 0,842
 k = 5.00 0,870

Electrical parameters

U = 230,022 V
I = 0,438 A
P = 98,431 W
 Power factor = 0,976

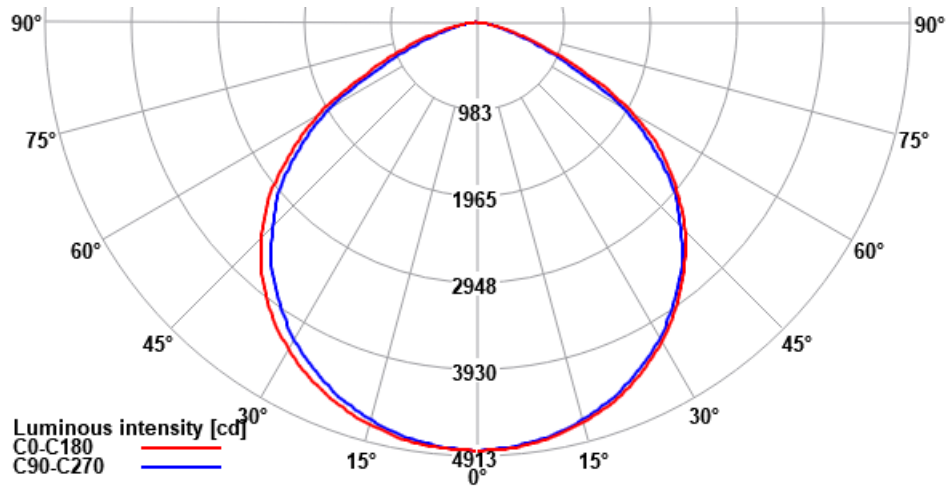
Power apparent = 0,000 VA
 Power Reactive = 0,000 var
 Frequency Voltage = 0,000 Hz
 THD = 0,000 %

Temperature = 25.3 C

Goniometric measurement results

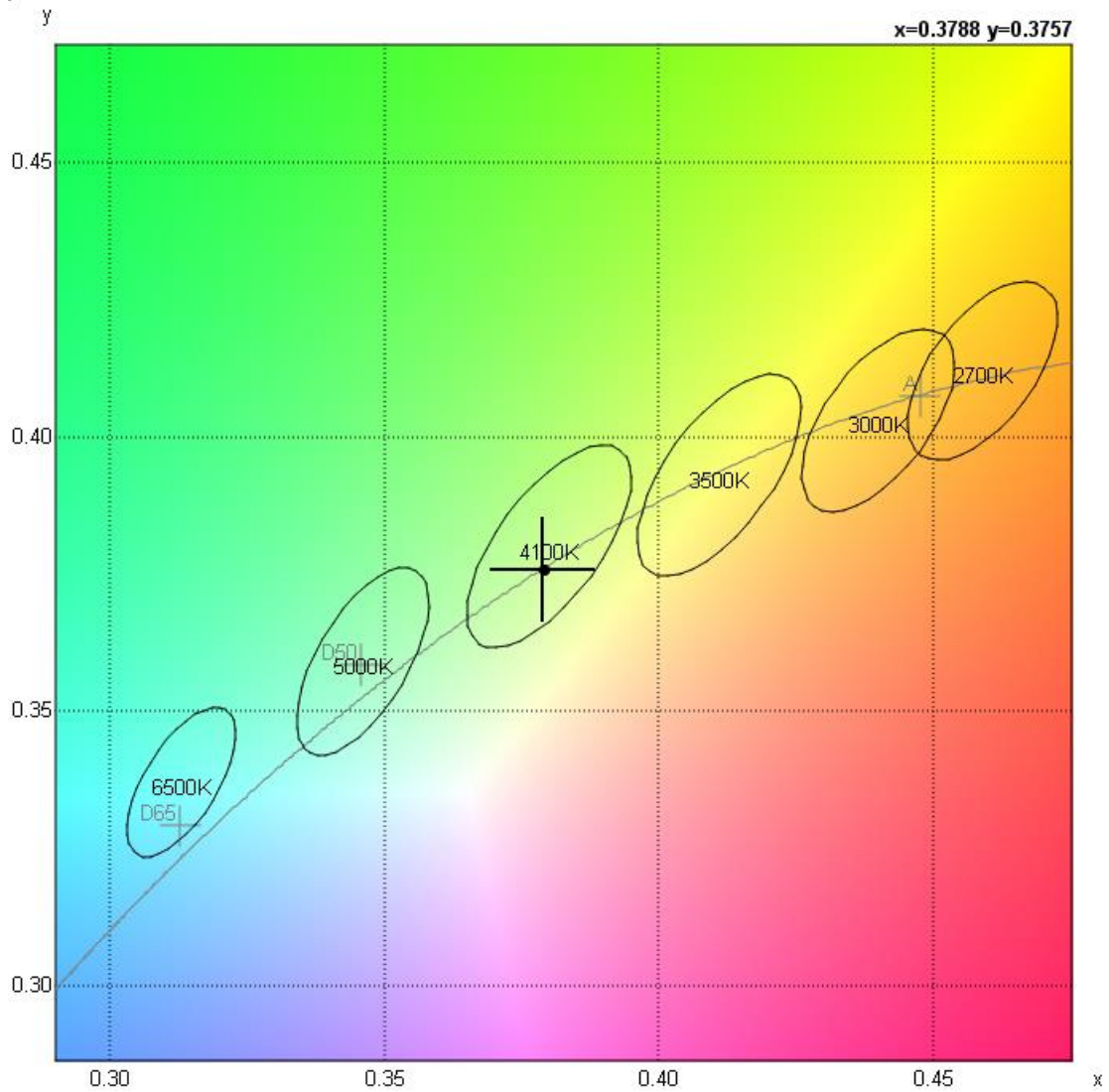
Total flux (utilized luminaire flux)	<i>12826,70 lm</i>
Flux in lower hemisphere	<i>100,00 %</i>
Flux in upper hemisphere	<i>-0,00 %</i>
Maximum luminous intensity	<i>4872,65 cd</i>
Light output ratio (LOR)	<i>100,00 %</i>
Luminous efficacy	<i>130,31 lm/W</i>

Light intensity distribution diagram

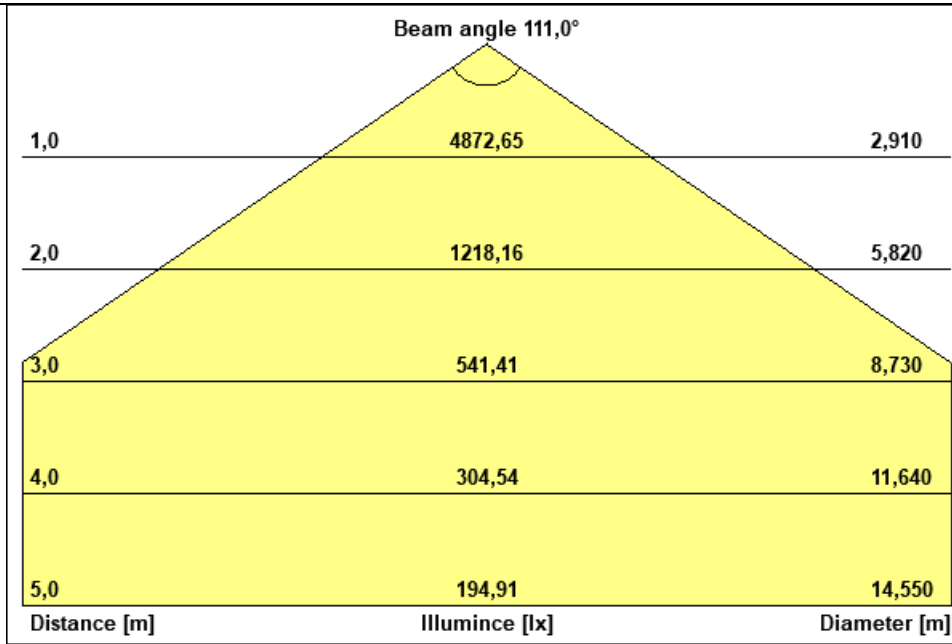


CIE 1931 diagram

x 0,3788
 y 0,3757
 Angular Colour Uniformity 0,0000
 Binning 4100K



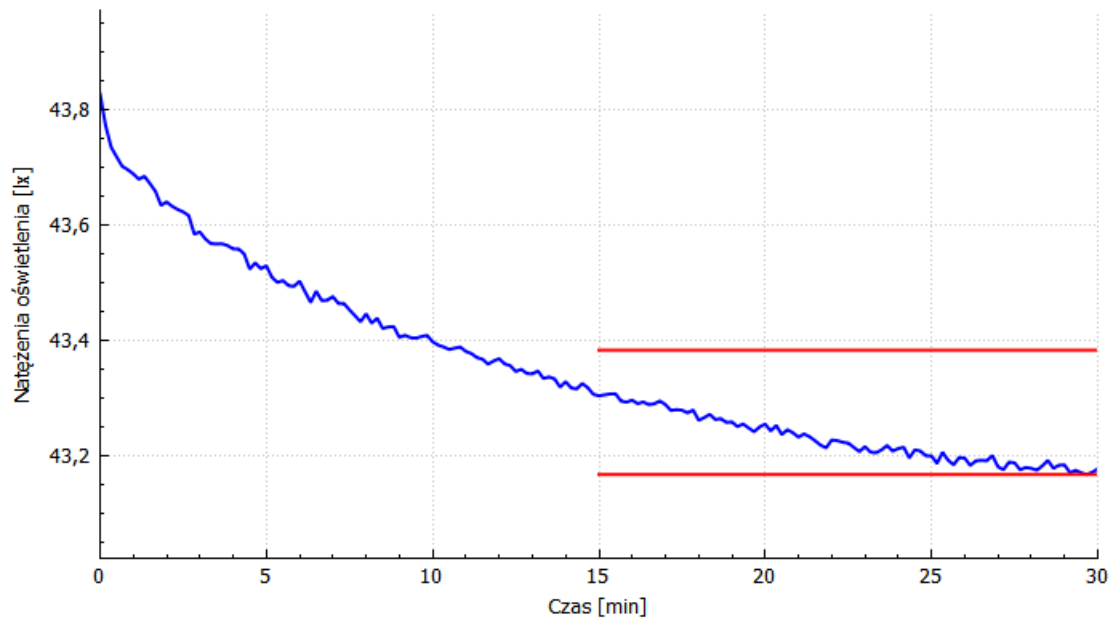
Beam cone



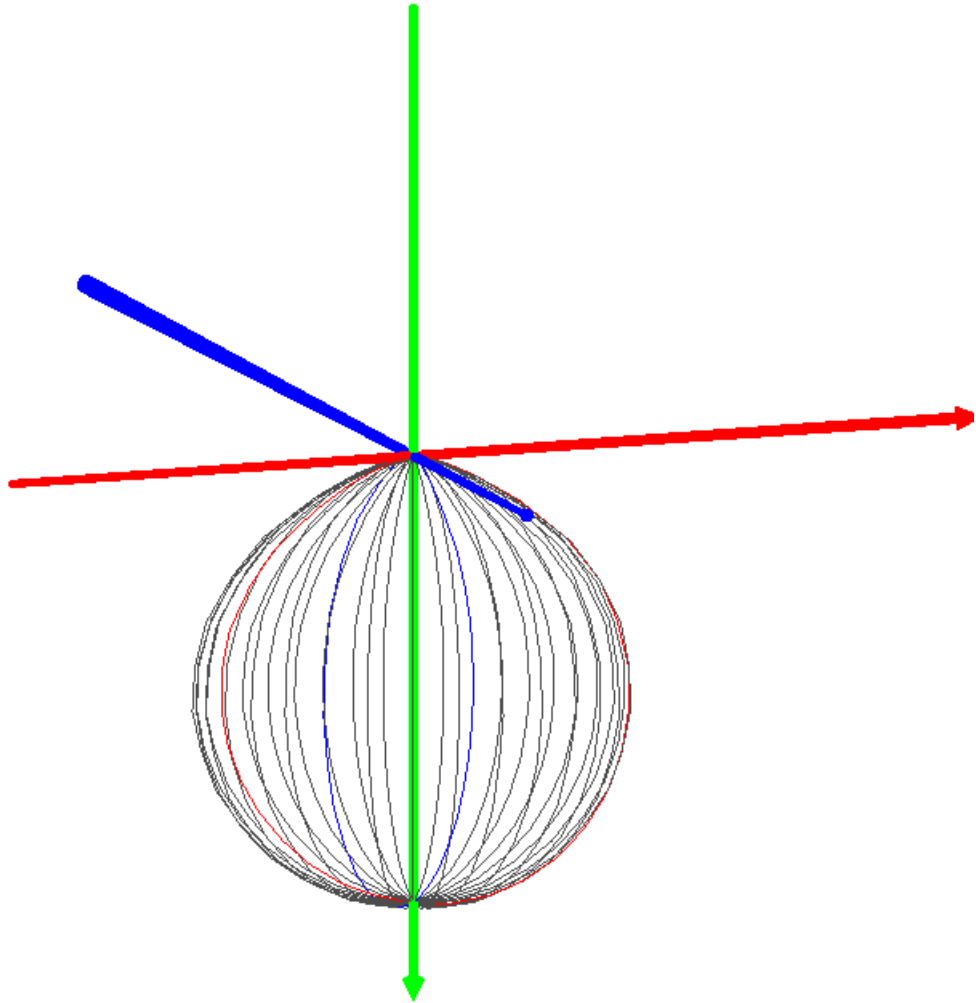
Distance [m]	Max illuminance [lx]	Diameter [m]
1	4872,6453	2,910
2	1218,1613	5,820
3	541,4050	8,730
4	304,5403	11,640
5	194,9058	14,550

C plane	Beam angle	Gamma max	Start [°]	Stop [°]
Average	111,0°	4,7°	-55,5°	55,5°
0-180°	112,6°	0,0°	-56,4°	56,3°
90-270°	110,2°	5,0°	-55,1°	55,1°

Stabilization



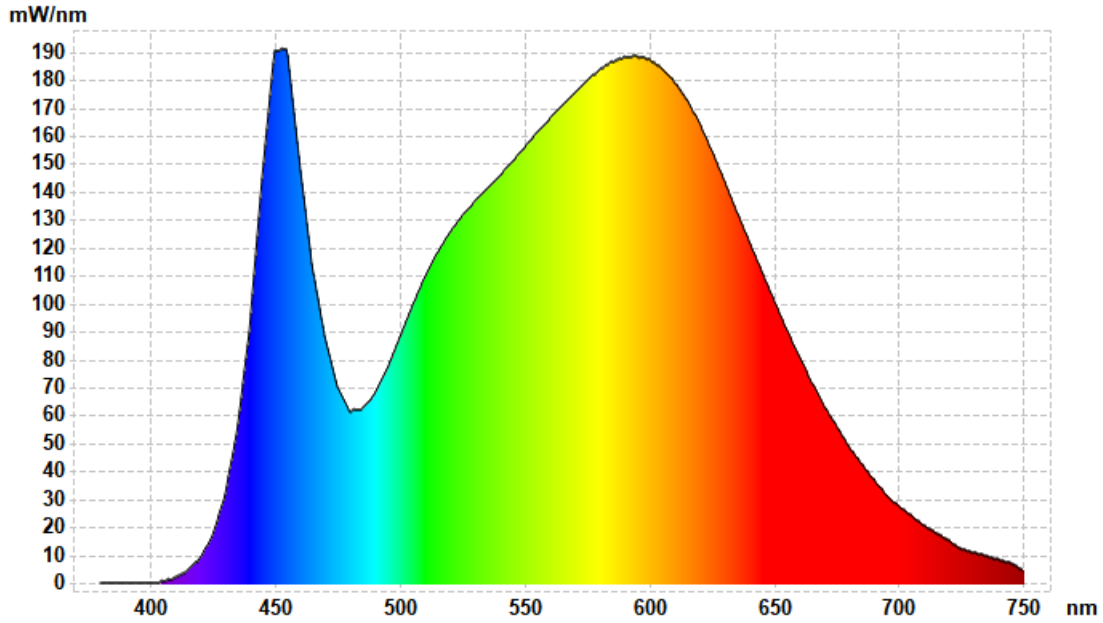
3D Chart



Legend

- C0-C180
- C90-C270
- G0-G180

Spectral distribution



Results					
CIE 1931 2° observer		CIE 1964 10° observer		Other	
x	0,3788	x	0,3849	CCT	4037
y	0,3757	y	0,3727	Chromaticity Error	0,003
Flux	12826,70 lm	u'	0,2297	Color Peak	452,76
		v'	0,5005	Color Peak Value	198,27
		L	100,00	Color Dominant	578,9
u'	0,2245	a	14,45	Luminous Intensity	0,00
v'	0,5009	b	30,76	Purity	
L	100,00	X	12101,39	Radiometric	33,7512
a	9,94	Y	11718,52	PAR	-
b	31,32	Z	7618,79	PPFD	-
Rendering Indices				Metamerism Indices	
Ra	83,4	Ra	83,4	Mivis	1,8
R1	81,8	R8	66,0	Miuv	4,2
R2	89,7	R9	12,7	Binning	
R3	94,7	R10	74,8	Binning	4100K
R4	81,5	R11	79,7	Brightness	
R5	81,5	R12	61,4		
R6	85,0	R13	83,8		
R7	86,6	R14	97,2		