

LED line

TOLENO




7 YEAR WARRANTY

TOLENO

TOLENO is a professional road luminaire designed for contemporary urban infrastructure. Engineered to deliver 150 lm/W efficiency and long-term reliability, it combines structural precision with enduring performance.

Certified with **ENEC 05 & ENEC PLUS**, equipped with **ZHAGA** connectivity and ready for intelligent control systems like **DALI-2**, it meets the highest standards of modern public lighting projects.

7 YEAR WARRANTY



INFRASTRUCTURE THAT NEVER STOPS

Cities operate in constant motion. Traffic flows, systems interact, responsibilities remain. Professional road lighting must meet this reality with efficiency, durability and precision.

TOLENO is designed to integrate seamlessly into modern urban environments — ensuring dependable illumination where it matters most.

L90B10 - **100.000h**

IP66 / IK09

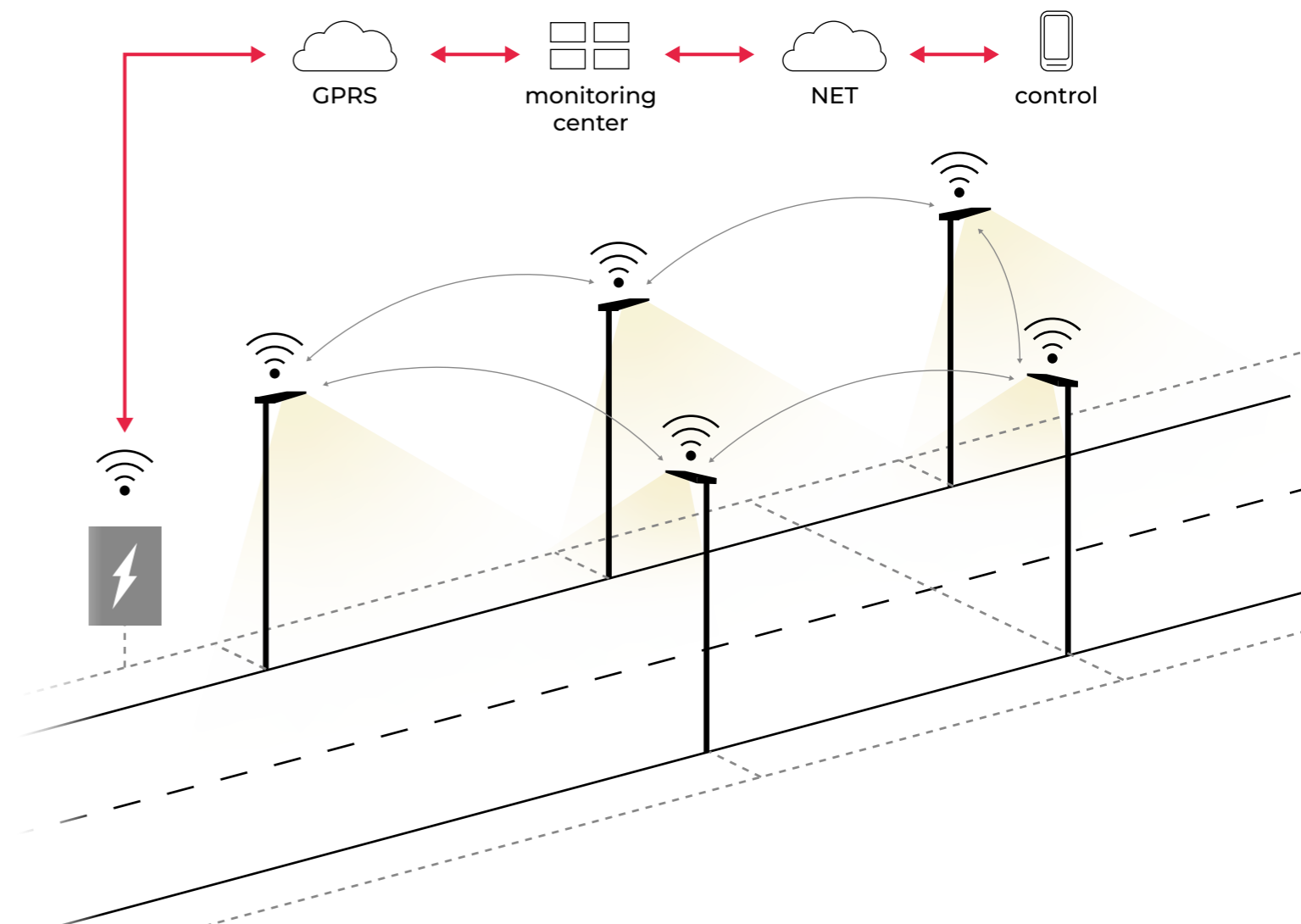




FUTURE-READY

The TOLENO luminaire supports modern lighting control standards.

A Zhaga Book 18 socket enables quick installation of control modules without opening the luminaire, ensuring easy upgrades and future flexibility. DALI-2 compatibility allows precise dimming, system integration, and advanced lighting management.

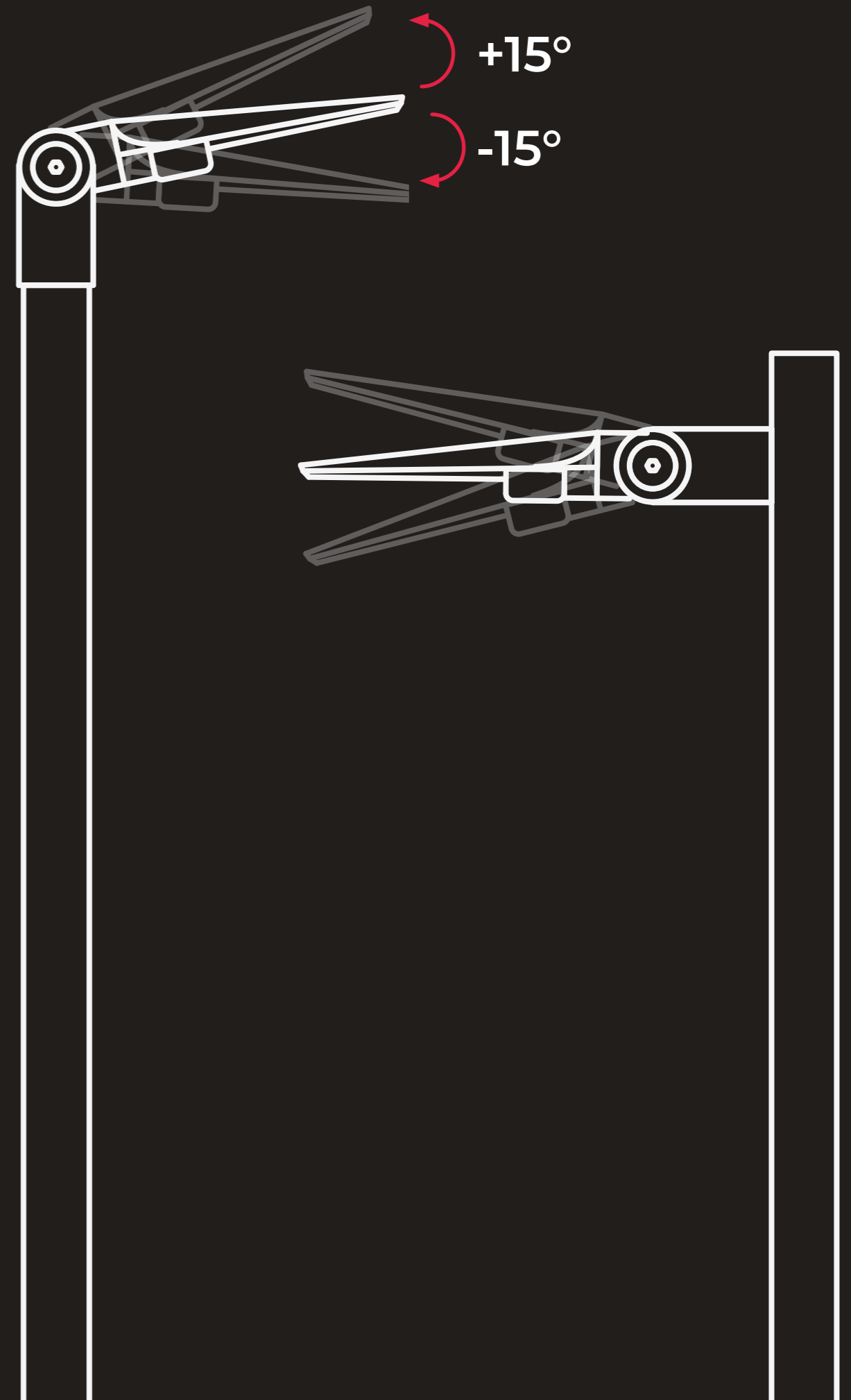



FLEXIBLE INSTALLATION

The TOLENO luminaire is designed for easy and versatile mounting — both horizontally on an outreach arm and vertically on a pole.

The tilt adjustment in 15° steps allows precise alignment of the light distribution in accordance with the lighting design.

An integrated level indicator simplifies correct positioning during vertical installation, ensuring fast and accurate setup on site.

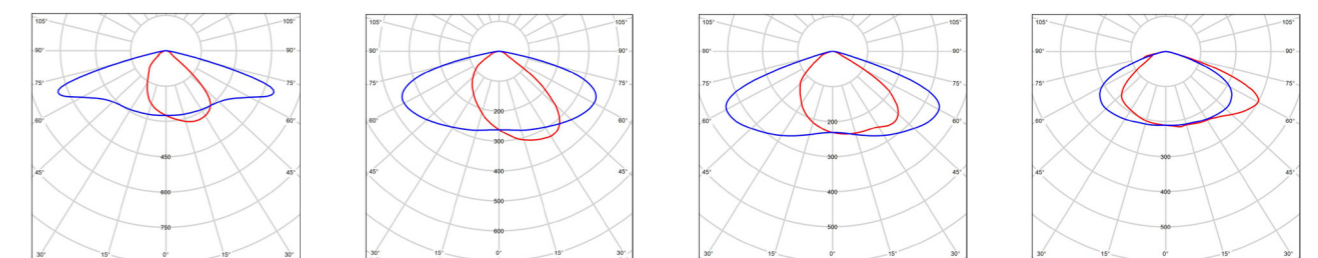
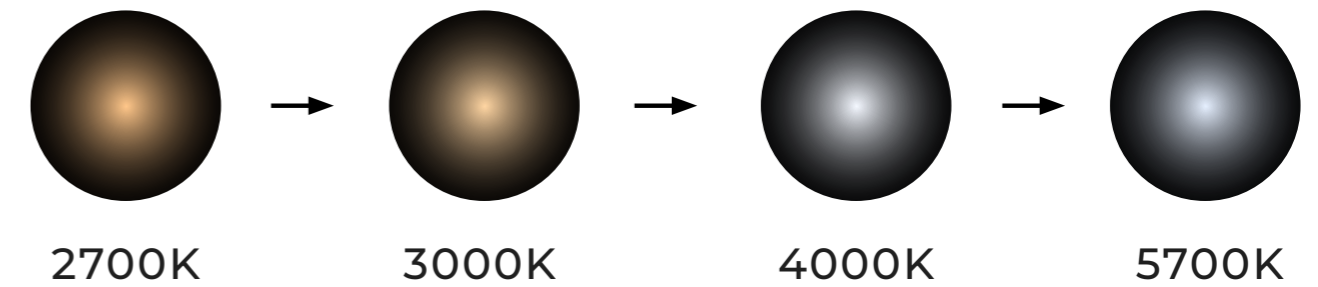


ALWAYS FULLY TAILORED TO YOUR NEEDS

A wide range of lenses and light distribution options allows for accurate adjustment of the lighting characteristics to specific applications — from local roads to complex urban infrastructure. This ensures efficient use of luminous flux while minimizing spill light outside the target area.

Multiple correlated color temperature options enable the luminaire to be matched to the function of the space and the expected level of visual comfort.

TOLENO delivers consistency with design assumptions and a predictable performance throughout the entire lifecycle of the investment.



T2M1

T2S1

T3M1

T4S2

DRIVER

PROGRAMMABLE DRIVER THAT ADAPTS LIGHT TO THE ROAD

TOLENO combines the parameters required of a modern road luminaire with programming features that allow precise adjustment of light levels to varying user needs.

In programmable versions, you can perfectly match the luminaire's power to the project, set dynamic lighting levels throughout the day and night, maintain a consistent lighting effect over time, and better prepare the installation for long-term operation.



POWER ADJUSTMENT TO MATCH THE PROJECT

TOLENO allows precise adjustment of luminaire power **with 1W accuracy**, making it easier to match the light output to project requirements and avoid oversizing the installation.



OPERATING SCHEDULES

Enables programming of luminaire operation throughout the day, ensuring light levels are adapted to current needs and the character of the space.



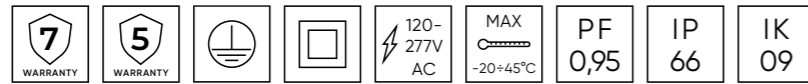
CLO – CONSTANT LUMEN OUTPUT

The CLO function ensures a consistent light output throughout the entire lifetime of the luminaire.



SOFT START


The luminaire gradually increases light output when switched on, instead of reaching full power instantly, providing a more comfortable and natural perception of light while reducing stress on the installation.



Possible ZHAGA D4i & DALI-2




Interchangeable lenses



Simple and versatile installation



ENEC 05 / ENEC+



Resistance to harsh conditions and impacts

ROAD LUMINAIRE TOLENO

Key features

- ▶ High luminous efficacy up to 150 lm/W
- ▶ Wide range of lenses and light distributions for precise application matching
- ▶ ZHAGA D4i / DALI-2 socket build-in
- ▶ LUMILEDS brand LEDs
- ▶ 10 kV surge protection
- ▶ Integrated level indicator for accurate installation
- ▶ Long lifetime up to 100.000h
- ▶ Durable cast-aluminium housing IP66 / IK09
- ▶ Full protection against dust and powerful water jets
- ▶ Mounting on wall or Ø60 mm pole
- ▶ Tool-free access and easy maintenance
- ▶ 7-year warranty on selected models


EFFICACY 150 lm/W

Power [W]:
50, 100, 150, 200

Luminous flux [lm]:
7500, 15000, 22500, 30000

Beam angle [°]
T2M1, T2S1, T3M1, T4S2

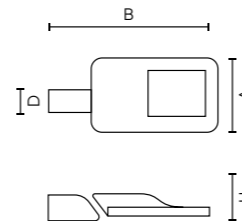
Colour temperature [K]:
2700 3000 4000 5700



Lifetime [h]:
L90B10 - 100.000

Diffuser:
Tempered glass IP66/IK09

Obudowa:
Aluminum casting (RAL 9007)



Road luminaire TOLENO



SYMBOL	[W]	☞ [°]	☉ [K]	☀ [lm]	AxBxDxH [mm]	EEI
220614	50	T2M1	4000	7500	471 x 196 x Ø60 x 124	A B
220621	100	T2M1	4000	15000	527 x 196 x Ø60 x 124	
220638	150	T2M1	4000	22500	537 x 244 x Ø60 x 124	
220645	200	T2M1	4000	30000	590 x 244 x Ø60 x 124	










LED line

WE CO-CREATE




LEDIN Group Sp. z o.o.
Dębowa 1
07-410 Tobolice
Poland

export@ledline.pl
ledline.eu

 /LEDIN Group Sp. z o.o.

 /LED line

 /LED line